

All data in EUR as of 31.07.2017 unless otherwise stated.

## Performance Commentary

SKAGEN Focus was marginally behind its benchmark in July. That said, we saw a substantial rebound in the share price of Brazilian food company JBS, which managed to refinance its debt. In addition, market reports also confirm our investment case of margin expansion in beef as input costs fall. Our position in Gold Fields also performed well on a stabilization of the gold price and smaller than expected settlement with workers. The South African miner continues to trade at a distinctive discount to global gold miners, especially when taking into the account the major asset base in Australia. Telecom Italia delivered solid earnings, which confirmed the positive business trends. Vivendi, the French media house and main owner, firmed its grip and ousted the CEO. They are also reportedly pushing for a spin-off of the fixed line network. Shares are up and our stake is now the second largest position in the fund. Fila Korea and Omega Protein lost ground in July with no company-specific news. We sold out of FFP, the main owner of Peugeot, as the stock hit our target. We have also reduced our position in Fourlis and E-Mart as the stocks are trading in our price-target range.

The fund is a concentrated global equity fund with a mandate to invest in all cap-sizes, geographies and sectors globally. With our concentrated portfolio of 30-35 core positions, we aim to generate absolute returns at a controlled level of absolute risk.

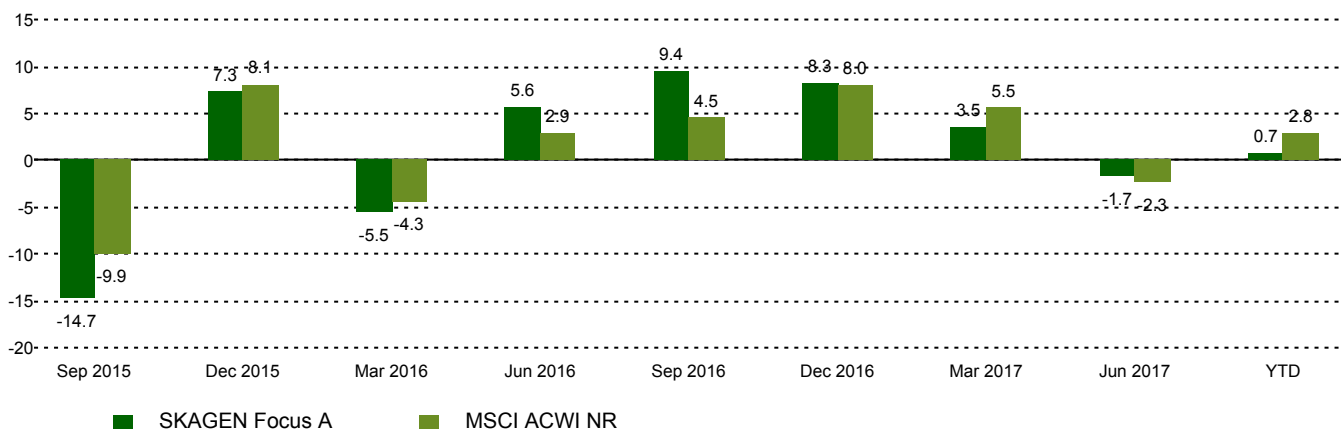
## Historical performance (net of fees)

Period	SKAGEN Focus A	Benchmark index
Last Month	-1.0%	-0.3%
Year to date	0.7%	2.8%
Last year	13.0%	11.5%
Last 3 years	n/a	n/a
Last 5 years	n/a	n/a
Last 10 years	n/a	n/a
Since start	0.3%	2.7%

## Fund Facts

Type	Equity
Domicile	Norway
Launch date	26.05.2015
Morningstar category	Global Flex-Cap Equity
ISIN	NO0010735129
NAV	11.95 EUR
Fixed management fee	1.60%
Total expense ratio (2016)	2.24%
Benchmark index	MSCI ACWI NR
AUM (mill.)	275.13 EUR
Number of holdings	33
Lead manager	Filip Weintraub

## Quarterly Performance



## Contributors



### Largest contributors

Holding	Weight (%)	Contribution (%)
Jbs	2.70	0.50
Gold Fields Ltd	2.92	0.26
Telecom Italia Spa	5.14	0.14
E-MART	1.99	0.06
Teikoku Sen-I Co	0.42	0.00



### Largest detractors

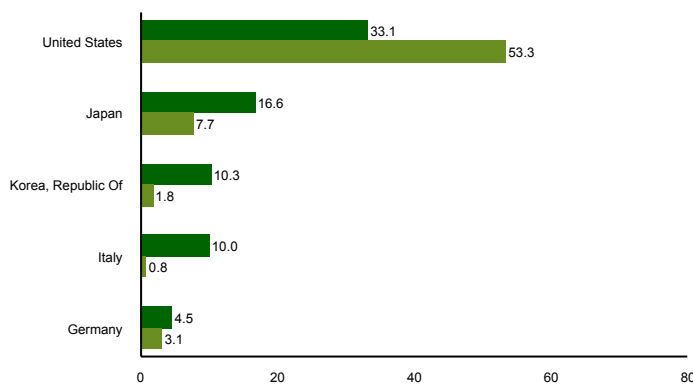
Holding	Weight (%)	Contribution (%)
Fila Korea	3.08	-0.52
Omega Protein	2.45	-0.44
Hyundai Motors	3.14	-0.37
Teva Pharmaceutical	4.10	-0.27
Taiheiyo Cement	5.08	-0.24

Absolute contribution based on NOK returns at fund level

## Top ten investments

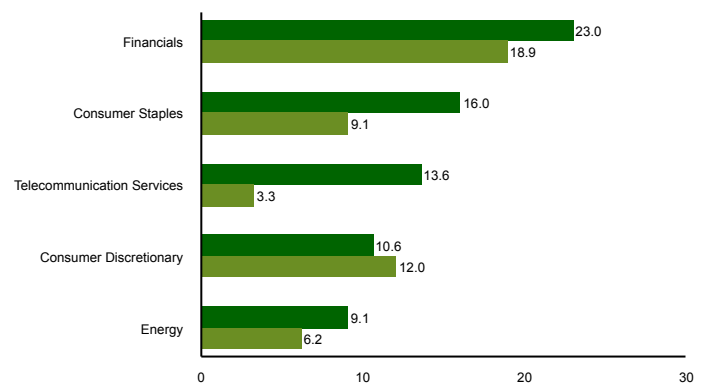
Holding	Sector	Country	%
AIG	Financials	United States	7.11
Telecom Italia Spa	Telecommunication Services	Italy	5.58
Tesoro	Energy	United States	5.09
Taiheiyo Cement	Materials	Japan	5.06
Teva Pharmaceutical	Health Care	United States	4.06
Softbank Group	Telecommunication Services	Japan	4.00
China Telecom	Telecommunication Services	China	3.98
Carlsberg	Consumer Staples	Denmark	3.70
SBI Holdings	Financials	Japan	3.59
Bank of Kyoto	Financials	Japan	3.49
Combined weight of top 10 holdings			45.65

## Country exposure (top five)



■ SKAGEN Focus A ■ MSCI ACWI NR

## Sector exposure (top five)



■ SKAGEN Focus A ■ MSCI ACWI NR

## Contact



+47 51 80 37 09



contact@skagenfunds.com



SKAGEN AS, Post Box 160, 4001, Stavanger, Norway

## Important information

This report is intended for investment professionals only. The content is not to be viewed by or used with retail investors. Unless otherwise stated, performance data relates to class A units and is net of fees. Except otherwise stated, the source of all information is SKAGEN AS. Historical returns are no guarantee for future returns. Future returns will depend, inter alia, on market developments, the fund manager's skills, the fund's risk profile and subscription and management fees. The return may become negative as a result of negative price developments. You can download more information including subscription/redemption forms, full prospectus, Key Investor Information Documents (KIID), General Commercial Terms, Annual Reports and Monthly Reports from our local websites or our local representatives. Statements reflect the portfolio managers' viewpoint at a given time, and this viewpoint may be changed without notice. This report should not be perceived as an offer or recommendation to buy or sell financial instruments. SKAGEN AS does not assume responsibility for direct or indirect loss or expenses incurred through use or understanding of this report. Employees of SKAGEN AS may be owners of securities issued by companies that are either referred to in this report or are part of a fund's portfolio. CACEIS Ireland Limited, One Custom House Plaza, International Financial Services Centre, Dublin is the Paying Agent in Ireland.