



Fund facts

ISIN: NO0010735129

Launch date, share class: 26/05/2015

Launch date, fund: 26/05/2015

Domicile: NO

NAV: 24.11 EUR

AUM: 283 MEUR

Benchmark index: MSCI All Country World Index

Minimum purchase: 50 EUR

Number of holdings: 50



Jonas Edholm
Managed fund since
25 May 2015



David Harris
Managed fund since
30 June 2016

Investment strategy

SKAGEN Focus is a high conviction equity fund that seeks to generate long-term capital growth by investing in a portfolio of global companies across the market capitalisation spectrum, with the majority of exposure invested in small and mid-cap companies. Subscriptions are made in fund units and not directly in stocks or other securities. The benchmark reflects the fund's investment mandate. Since the fund is actively managed, the portfolio will deviate from the composition of the benchmark.

Cost information

For explanation of the overall impact of costs on the investment and expected returns please refer to the Key Information Document.

Ongoing cost: 1,60 % (Of which management fee is: 1,60 %)

Performance fee: 10,00 % (see prospectus for details)

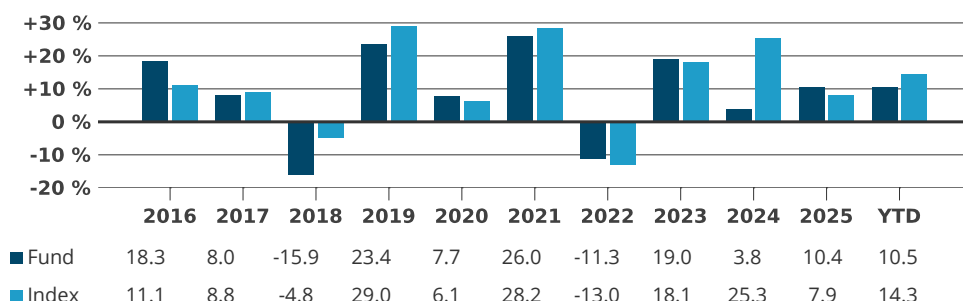
SKAGEN Focus A

Monthly report for June as of 30/06/2026. All data in EUR unless otherwise stated.

This is a marketing communication. Please refer to the prospectus before making any final investment decisions.

Historical returns are no guarantee for future returns. Future returns will depend, inter alia, on market developments, the fund manager's skills, the fund's risk profile and subscription and management fees. The return may become negative as a result of negative price developments. The fund's Key Investor Information Document and prospectus are available on www.skagenfunds.com

Historical return in EUR (net of fees)



Period	Fund (%)	Index (%)	Key figures	1 year	3 years	5 years
Last month	-3.83	1.25	Standard deviation	18.94	14.78	15.33
Year to date	10.48	14.28	Standard deviation index	11.47	11.52	12.91
Last 12 months	20.54	26.98	Tracking error	12.57	9.42	9.53
Last 3 years	10.97	17.83	Information ratio	-0.51	-0.73	-0.47
Last 5 years	7.34	11.79	Active share: 100 %			
Last 10 years	9.18	12.51				
Since inception	6.59	10.31				

Returns over 12 months are annualised.

Risk profile (SRI)

We have classified this product as **4 out of 7**, which is a medium risk class.

The summary risk indicator is a guide to the level of risk of this product compared to other products. It shows how likely it is that the product will lose money because of movements in the markets. A medium risk class rates the potential losses from future performance at a medium level. Other risks materially relevant to the PRIIP not included in the summary risk indicator: Event risk, liquidity risk, operational risk, counterparty risk, derivatives risk and currency risk. If the fund invests in securities in a currency other than the fund's base currency, the value is affected by changes in the exchange rate. In addition, the value of your payout may be affected if your local currency is different from the fund's currency. This product does not include any protection from future market performance so you could lose some or all of your investment.

Q2 commentary, June 2026

Global equity markets continued to be dominated by developments around the Strait of Hormuz. Towards the end of the quarter, the investment environment was shaped by a de-escalation in geopolitical tensions, and the US and Iran signed a new ceasefire that could potentially reopen the Strait. This led to sharply lower energy prices and reduced inflationary pressures. Somewhat surprisingly, the ECB also raised interest rates despite the temporary nature of these price pressures. There has been a wide divergence between global sectors, even within the AI-related stock complex. The AI enablers – the recipients of massive hyperscaler capex spending – have performed exceptionally well. This includes South Korean memory makers, which helped drive the Kospi to record levels and recently, perhaps temporarily, overtake Canada as the world's seventh-largest equity market. Small- and mid-cap stocks, particularly those with greater cyclical exposure, continue to trade at a substantial discount to large- and mega-cap companies, although the normalisation process appears to have begun.



One of the fund's strongest contributors in the quarter was South Korean industrial company Hyundai Mobis. The shares performed strongly as investor focus on corporate governance and the company's substantial stake in Hyundai Motor increased. Recent interest in themes such as robotics has also highlighted additional long-term optionality. We reduced the position into strength. Another significant contributor was Hong Kong-listed technology group Lenovo. Strong results and rapid growth in AI-related revenues shifted investor perception from legacy PC assembler to AI infrastructure beneficiary, and we exited the position at our price target. During the period, we also exited several other holdings at target prices, including stainless steel producer Aperam, machinery manufacturer Doosan Bobcat and wafer producer Siltronic. On the negative side, Mexican logistics group Grupo Traxion was impacted by continued tariff uncertainty and limited near-term economic visibility, despite unchanged long-term fundamentals linked to nearshoring trends. The stock trades well below both US peers and our estimate of fair value. Another weaker contributor was methanol producer Methanex, which gave back some of its strong first-quarter gains. The shares still trade at a low valuation relative to current earnings power and medium-term cash flow generation, and we believe compelling capital allocation catalysts are emerging. US food retailer Albertsons also lost ground as price competition appears to be intensifying, leaving the stock trading at around 5x forward earnings. We believe the market is underestimating the company's free cash flow potential, real estate asset backing and opportunities for capital allocation and portfolio rationalisation.

The fund received two takeover offers from strategic buyers. Despite a challenging operating backdrop, our position in Beazer Homes attracted interest due to its low valuation and strong market position. Peer homebuilder Dream Finders Homes submitted a takeover offer at a 40% premium to the share price at the time, but the proposal still represented a significant discount to book value and was rejected by the board. Our price target remains materially above the offer, and we await either an improved bid or the emergence of other potential suitors. Another recent example is Italian bank Banca Monte dei Paschi di Siena (BMPS), where we initiated a position last year on the view that the market underestimated the bank's earnings power. The planned combination with Mediobanca had distorted investor perception, while the shares traded below book value, offered a double-digit dividend yield and generated returns on equity of 10–11%. A takeover offer from larger peer Intesa triggered a significant share price increase to our price target, and we subsequently exited the position.

A long-awaited opportunity to initiate a position in Hitachi Construction Machinery, the Japanese construction and mining equipment producer, arose when Hitachi sold a stake in the company (see below for details). The market appears not to fully reflect its medium-term earnings power, while the impending full separation from Hitachi should enable it to operate on a standalone basis. We believe this will create attractive catalysts through a streamlined operating structure and a greater focus on the mining business. Another new position is Bangkok Bank, Thailand's leading corporate bank and one of Southeast Asia's largest financial institutions. Unlike most Thai peers, its loan book is dominated by large corporates and international lending, with limited exposure to consumer credit. Across ASEAN, we see optionality from value-enhancement programmes similar to those introduced in Japan and South Korea, and discounted banks are a natural place to start. Bangkok Bank trades at around half of book value and has an overcapitalised balance sheet, creating attractive capital allocation opportunities. Everest Group is another new position. The Bermuda-based property & casualty reinsurer and specialty insurer generates earnings through underwriting and investment income on its sizeable float. We believe a structural improvement is underway, with a shift in revenue mix from long-tail casualty and retail business towards short-tail property and specialty lines. This should support a combined ratio in the mid-90s versus around 100% historically. The company is approaching an inflection point in capital allocation, and we expect share buybacks while the stock trades below book value and at roughly 6x forward earnings.

At the time of writing, the fund's average market capitalisation is USD 5.3bn and it holds 50 undervalued positions. Reflecting strong idea generation, 37% of holdings were initiated within the past year. The fund offers 75% upside to our aggregated price targets. Consistent with our value-oriented investment process, it trades at an attractive valuation of 0.8x book value and 10.3x earnings power.

Contribution last month

 Largest contributors	Weight (%)	Contribution (%)	 Largest detractors	Weight (%)	Contribution (%)
Everest Group Ltd	2.72	0.48	Hyundai Mobis Co Ltd	3.15	-1.25
T Rowe Price Group Inc	2.68	0.46	Methanex Corp	3.77	-0.63
Samsung Fire & Marine Insurance Co Ltd	3.10	0.42	Befesa SA	2.26	-0.31
Banca Monte dei Paschi di Siena SpA	0.88	0.32	KCC Corp	3.63	-0.30
CNH Industrial NV	1.54	0.25	Forvia SE	1.35	-0.30

Absolute contribution to fund's return in NOK

Portfolio information

Top 10 investments	Share (%)	Country exposure	Share (%)	Sector exposure	Share (%)
Methanex Corp	3.5	South Korea	19.1	Financials	27.6
KCC Corp	3.5	United States	15.5	Materials	22.1
Aumovio SE	3.5	Japan	9.1	Consumer discretionary	21.2
Samsung Fire & Marine Insurance Co Ltd	3.2	Canada	8.7	Industrials	20.6
EXOR NV	3.2	Germany	8.0	Consumer Staples	3.5
T Rowe Price Group Inc	3.2	France	5.2	Communication Services	3.1
Korean Reinsurance Co	3.1	Mexico	4.9	Total share	98.0 %
Everest Group Ltd	3.1	Spain	4.8		
Bangkok Bank PCL	2.9	Netherlands	3.2		
Banco del Bajio SA	2.9	Brazil	3.0		
Total share	32.0 %	Total share	81.4 %		

Sustainability

SKAGEN's approach to sustainability

Our ESG approach is built on four pillars. In keeping with SKAGEN's active investment philosophy, our sustainability activities centre on active engagement with our holding companies, which is where we believe we can have the greatest impact. We recognise, however, that the full potential of a sustainable investment strategy is best realised when combining the following four pillars.

- ✓ Exclusion
- ✓ Enhanced due diligence
- ✓ ESG factsheet
- ✓ Active ownership

Article 8

Sustainable Finance Disclosure Regulation (SFDR)

The product promotes environmental and social characteristics by directing its capital towards companies and issuers that meet defined ESG (environmental, social and governance) criteria. This is achieved through compliance with international norms and conventions, by taking into account negative impacts on sustainable development (PAI) and through product- or activity-based exclusions. See the prospectus for more information on the products sustainability characteristics.

IMPORTANT INFORMATION

This is a marketing communication. Except otherwise stated, the source of all information is Storebrand Asset Management AS. Statements reflect the portfolio managers viewpoint at a given time, and this viewpoint may be changed without notice.

Future fund performance is subject to taxation which depends on the personal situation of each investor, and which may change in the future.

The tax treatment of the gains and losses made by the investor and distributions received by the investor depend on the individual circumstances of each investor and may imply the payment of additional taxes. Before any investment is made in the Fund, investors are urged to consult with their tax advisor for a complete understanding of the tax regime, which is applicable to their individual case.

Storebrand Asset Management AS is a management company authorised by the Norwegian supervisory authority, Finanstilsynet, for the management of UCITS under the Norwegian Act on Securities Funds and has its registered office at Professor Kohts vei 9, 1366 Lysaker, Norway. Storebrand Asset

management AS is part of the Storebrand Group and owned 100% by Storebrand ASA. Storebrand Group consists of all companies owned directly or indirectly by Storebrand ASA.

No offer to purchase units can be made or accepted prior to receipt by the offeree of the Fund's prospectus and PRIIPS KID (for UK: KIID) and the completion of all appropriate documentation. You can download more information including subscription/redemption forms, full prospectus, PRIIPs KID (for UK: KIID), General Commercial Terms, Annual Reports and Monthly Reports in English language from SKAGEN's webpages.

Investors rights to complain and certain information on redress mechanisms are made available to investors pursuant to our complaints handling policy and procedure. The summary of investor rights in English is available here: www.skagenfunds.com/contact/investor-rights/ The investor rights summary is available in all languages of the countries where the fund is registered with the national Financial Services Authority. Please refer to SKAGEN's webpages and choose your respective country for this information.

Storebrand Asset Management AS may terminate arrangements for marketing under the Cross-border Distribution Directive denotification process.

For further information about sustainability-related aspects of the Fund, including the sustainability disclosure summary in English, please refer to: www.skagenfunds.com/sustainability/sustainable-investing/ The sustainability disclosure summary is available in all languages of the countries where the fund is registered with the national Financial Services Authority. Please refer to SKAGEN's webpages and choose your respective country for this information.

The decision to invest in the Fund should take into account all the characteristics or objectives of the Fund as described in its prospectus.

Important information for UK Investors

Storebrand Asset Management AS has established a subsidiary in the UK. Storebrand Asset Management UK Ltd is located at 15 Stratton Street, London, W1J 8LQ. Storebrand Asset Management UK Ltd is an Appointed Representative of Robert Quinn Advisory LLP, which is authorised and regulated by the Financial Conduct Authority. Storebrand Asset Management UK Ltd is incorporated in England and the registered office is at 15 Stratton Street, London, England, W1J 8LQ. The investment products and services of Storebrand Asset Management UK Ltd are only available to professional clients and eligible counterparties. They are not available to retail clients. For more information, please contact Storebrand Asset management UK Ltd.'s team.

Important Information for Luxembourg Investors

For more information, please contact SKAGEN's Stavanger based International team: international@skagenfunds.com
For Facilities Services information please refer to our webpages.

Important Information for Irish Investors

For more information, please contact SKAGEN's Stavanger based International team: international@skagenfunds.com
For Facilities Services information please refer to our webpages.

Important Information for Dutch Investors

For more information, please contact SKAGEN's Stavanger based international team: international@skagenfunds.com
For Facilities Services information please refer to our webpages.

Important Information for Icelandic Investors

For more information, please contact SKAGEN's Stavanger based international team: international@skagenfunds.com
For Facilities Services information please refer to our webpages.