

## Performance Commentary

Global equities and bond yields moved lower in May as intensified trade war rhetoric and new tariffs jolted the market. Oil tumbled and is down nearly 20% since the peak in April. Note that SKAGEN Global currently has no direct oil exposure in the portfolio.

SKAGEN Global outperformed the index in May and the fund ended the month ahead of its benchmark measured both year-to-date and on 12 months. The fund's top-three absolute performers were Tyson Foods, Deutsche Wohnen and Marsh & McLennan. The fund's bottom-three absolute performers were UPM, Beazley and JP Morgan. Broadly speaking, this short-term performance reflects the underlying cyclicality of the companies.

We exited the Dutch insurance company NN Group as our original investment thesis has played out largely as envisioned, with the stock having delivered solid outperformance over our nearly five-year holding period. We also stepped away from the French IT services provider Capgemini as we believe further upside is limited after the stock's ascent in 2019 and we see better long-term opportunities in other holdings.

## Historical performance (net of fees)

Period	SKAGEN Global A	Benchmark index
Last month	-2.7%	-5.2%
Year to date	15.3%	11.8%
Last year	8.4%	2.9%
Last 3 years	8.7%	8.9%
Last 5 years	6.6%	9.5%
Last 10 years	11.0%	11.9%
Since start	13.4%	4.6%

The fund selects undervalued companies from around the world, including emerging markets, with attractive risk-reward for long-term investors.

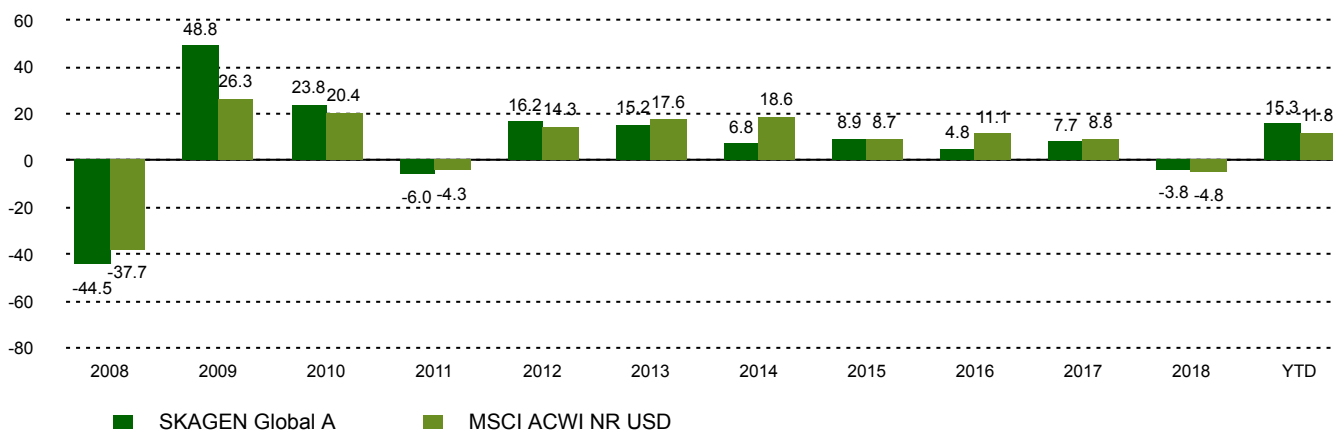
The objective is to provide the best possible risk adjusted return.

The fund is suitable for those with at least a five year investment horizon.

## Fund Facts

Type	Equity
Domicile	Norway
Launch date	07.08.1997
Morningstar category	Global Large-Cap Blend Equity
ISIN	NO0008004009
NAV	190.67 EUR
Fixed management fee	1.00%
Total expense ratio (2018)	1.07%
Benchmark index	MSCI ACWI NR USD
AUM (mill.)	2752.48 EUR
Number of holdings	35
Portfolio manager	Knut Gezelius

## Performance last ten years



## Contributors in the month

### 👍 Largest contributors

Holding	Weight (%)	Contribution (%)
Tyson Foods Inc	2.37	0.16
Deutsche Wohnen SE	2.69	0.15
Marsh & McLennan Cos Inc	3.92	0.14
RELX PLC	3.42	0.14
Unilever NV	5.08	0.11

### 👎 Largest detractors

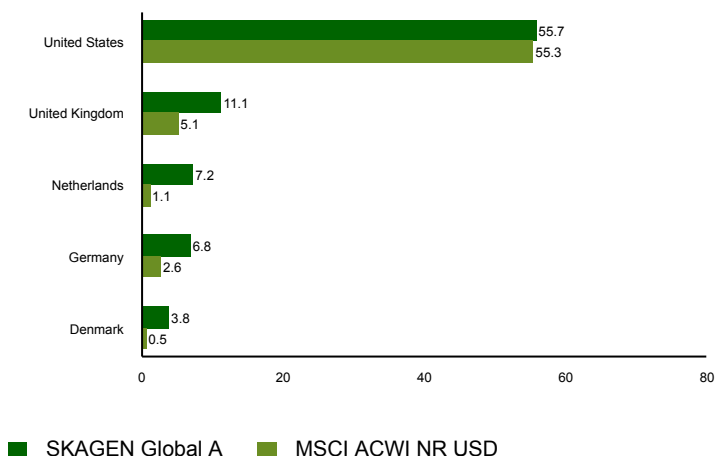
Holding	Weight (%)	Contribution (%)
UPM-Kymmene OYJ	2.99	-0.31
Beazley PLC	4.94	-0.27
JPMorgan Chase & Co	3.02	-0.24
Samsung Electronics Co Ltd	2.89	-0.22
NIKE Inc	1.77	-0.18

Absolute contribution based on NOK returns at fund level

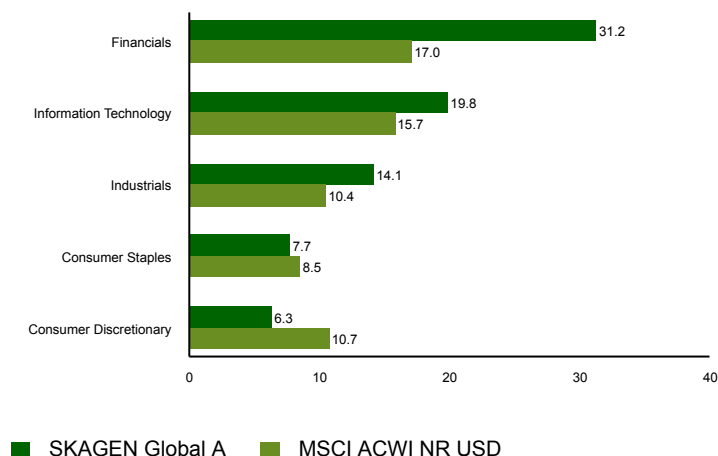
## Top ten investments

Holding	Sector	Country	%
Intercontinental Exchange Inc	Financials	United States	5.7
Unilever CVA	Consumer Staples	Netherlands	5.2
Microsoft	Information Technology	United States	5.0
Beazley PLC	Financials	United Kingdom	4.9
Hiscox	Financials	United Kingdom	4.7
Marsh & McLennan	Financials	United States	4.0
DSV	Industrials	Denmark	3.8
Relx Plc	Industrials	United Kingdom	3.5
Accenture PLC	Information Technology	United States	3.5
Mastercard Inc	Information Technology	United States	3.3
Combined weight of top 10 holdings			43.6

## Country exposure (top five)



## Sector exposure (top five)



## Contact



+47 51 80 37 09



contact@skagenfunds.com



SKAGEN AS, Post Box 160, 4001, Stavanger, Norway

## Important information

This report is intended for investment professionals only. The content is not to be viewed by or used with retail investors. Unless otherwise stated, performance data relates to class A units and is net of fees. AUM data as of the end of the previous month. Except otherwise stated, the source of all information is SKAGEN AS. Historical returns are no guarantee for future returns. Future returns will depend, inter alia, on market developments, the fund manager's skills, the fund's risk profile and subscription and management fees. The return may become negative as a result of negative price developments. You can download more information including subscription/redemption forms, full prospectus, Key Investor Information Documents (KIID), General Commercial Terms, Annual Reports and Monthly Reports from our local websites or our local representatives. Statements reflect the portfolio managers' viewpoint at a given time, and this viewpoint may be changed without notice. This report should not be perceived as an offer or recommendation to buy or sell financial instruments. SKAGEN AS does not assume responsibility for direct or indirect loss or expenses incurred through use or understanding of this report. Employees of SKAGEN AS may be owners of securities issued by companies that are either referred to in this report or are part of a fund's portfolio. CACEIS Ireland Limited, One Custom House Plaza, International Financial Services Centre, Dublin is the Paying Agent in Ireland.