

Strong first quarter

Equity markets posted a strong first quarter in anticipation of the global economy ramping up hopes that the crippling pandemic may finally succumb to the vaccine roll-out. Investor risk appetite remains high with a seemingly unquenchable thirst for early-stage IPOs and so called blank-check companies (SPACs) that typically reside far out on the risk spectrum. Large-scale stimulus programs in many Western countries provide short-term financial relief but also contribute to materially higher debt levels. The jury is still out on the ultimate consequences of these policy decisions.

SKAGEN Global outperformed its benchmark index for a second consecutive month in March. The fund remains behind the benchmark year-to-date after a weak start in January, but we are encouraged by the latest quarterly reports from our holdings that generally demonstrate attractive fundamentals, skilled operational execution and significant valuation upside over our multi-year time horizon.

Attribution

The fund's three best quarterly performers measured by absolute return were ASML, Old Dominion and Alphabet (Google). The Dutch firm ASML benefited from solid fundamentals in the global memory market while Old Dominion continued to execute flawlessly in the US logistics space. Alphabet gained after an excellent earnings report provided a glimpse of the immense hidden value that is not yet reflected in the share price.

The fund's three largest quarterly detractors in absolute terms were Verisk, MarketAxess and Intuitive Surgical. Verisk's quarterly earnings report was slightly disappointing, but management is taking action that we believe will bring positive news in due course. The weakness in MarketAxess and Intuitive Surgical was likely due to technical factors and ordinary profit taking after large share price gains in 2020 and we consider both investment cases to be fully intact.

Portfolio Activity

As detailed in previous update reports, we exited McDonald's and Marsh & McLennan during the first quarter. The fund did not enter or exit any other positions.




Photo: Shutterstock

Seeking hidden gems

Even though many companies desire or claim to have these attributes, the ones who truly exhibit them while trading at an attractive valuation are rare. Identifying these gems often requires more qualitative than quantitative analysis as published financial figures are more straightforward to interpret than intangible factors. However, this dilemma can also be a plus for active investors in that it provides pockets of opportunities of misunderstood and by extension undervalued stocks. In particular, the intrinsic earnings power of these stocks several years out in the future is an area that is often acutely under-researched, in our view. It is here that we regularly uncover attractive undervalued long-term investments, which may include small companies such as Old Dominion as well as global behemoths such as Alphabet.

Constructive mid to long-term view of the market

While we are not in the business of predicting short-term market movements, we maintain a constructive mid and long-term view on the equity market. Why? Should we not be worried about an inflation comeback that could hurt equities as badly as some are vocally proclaiming? Again, we are not able or willing to make big macro calls (and we are not sure that anyone else has a consistently reliable crystal ball on these topics either), but we remain steadfast in our conviction based on historical precedent and logical reasoning that equities offer one of the most compelling investment options for long-term investors. Cash, on the other hand, has often proven to be an inferior, sometimes even catastrophic, investment alternative during both inflationary and deflationary periods.

In this context, we would like to stress the importance of "long-term" because the current bull market coupled with extended lockdowns seems to have intensified the innate human desire to get rich quickly. This dangerous mindset has been distinctly and increasingly visible in various corners of the market and not without casualties. For us, "long-term" means an investment horizon stretching from several years to decades into the future. In short, building wealth over time, not taking short-term bets. During such long time periods there will inevitably be both good and bad times and we actively resist the temptation to chase popular ephemeral trading patterns at the expense of achieving long-term gains.

In a similar vein, companies that excel over long time periods understand and prepare for these cycles by building robust businesses that can advance in a wide variety of macro scenarios, though not necessarily in a straight line. We find that these long-term winners tend to share a number of defining attributes: they have a clear competitive edge, passion for innovation, long-term strategic thinking, strong culture with ownership mentality, cash-generative financials and, last but not least, satisfied customers. Having a loyal and truly delighted customer base is arguably one of the most underappreciated competitive advantages in today's corporate world. It is therefore something that features prominently in our due diligence of existing and prospective holdings.



Photo: Shutterstock

Outlook

SKAGEN Global consists of carefully selected bottom-up investments based on the fund's broad and unconstrained mandate that enables us to invest with a multi-year time horizon in undervalued companies virtually anywhere in the world. The current portfolio companies have strong balance sheets with a median net debt/ebitda ratio of 0.3x and trade at compelling valuations, thus contributing to our positive outlook for the fund.

The fund selects undervalued companies from around the world, including emerging markets, with attractive risk-reward for long-term investors.

The objective is to provide the best possible risk adjusted return.

The fund is suitable for those with at least a five year investment horizon.

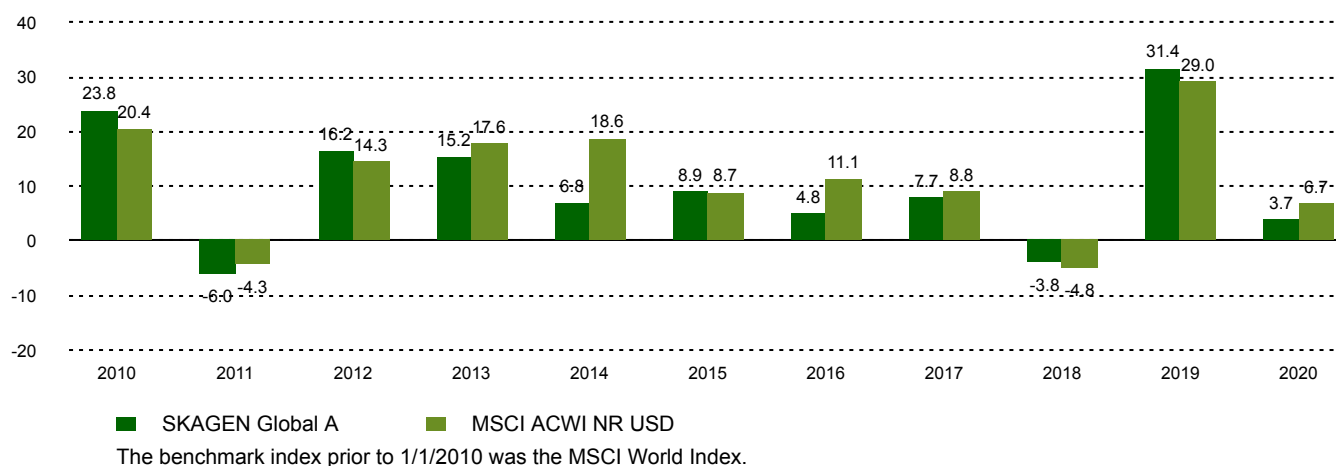
Historical performance (net of fees)

Period	SKAGEN Global A	Benchmark index
Last month	6.5%	5.9%
Quarter to date	7.6%	9.1%
Year to date	7.6%	9.1%
Last year	32.1%	44.0%
Last 3 years	14.1%	14.5%
Last 5 years	11.2%	12.5%
Last 10 years	8.6%	11.2%
Since start	13.4%	5.5%

Fund Facts

Type	Equity
Domicile	Norway
Launch date	07.08.1997
Morningstar category	Global Large-Cap Blend Equity
ISIN	NO0008004009
NAV	242.56 EUR
Fixed management fee	1.00%
Total expense ratio (2020)	1.00%
Benchmark index	MSCI ACWI NR USD
AUM (mill.)	2832.02 EUR
Number of holdings	30
Portfolio manager	Knut Gezelius

Performance last ten years



Contributors in the quarter



Largest contributors

Holding	Weight (%)	Contribution (%)
Alphabet Inc	5.13	0.82
DSV PANALPINA A/S	4.43	0.73
ASML Holding NV	3.19	0.71
Home Depot Inc/The	3.31	0.48
Old Dominion Freight Line	2.27	0.48



Largest detractors

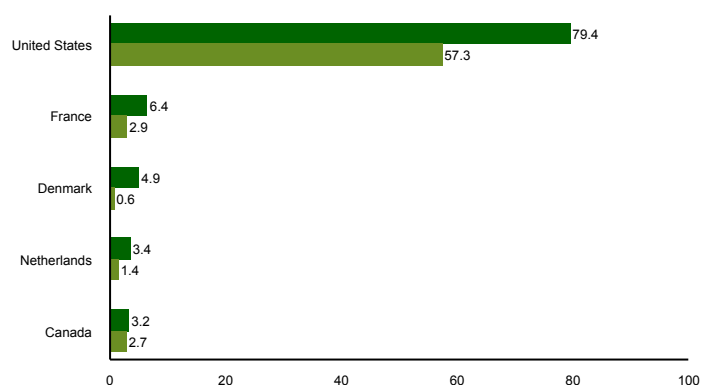
Holding	Weight (%)	Contribution (%)
Verisk Analytics Inc	2.76	-0.46
Autodesk Inc	3.86	-0.39
MarketAxess Holdings	2.95	-0.39
Edwards Lifesciences	2.98	-0.28
Intuitive Surgical Inc	2.47	-0.27

Absolute contribution based on NOK returns at fund level

Top ten investments

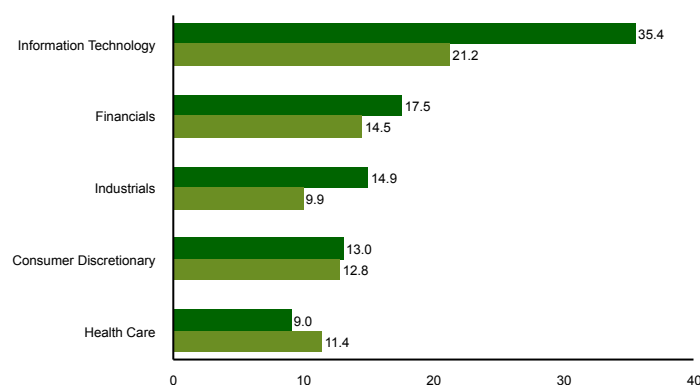
Holding	Sector	Country	%
Microsoft Corp	Information Technology	United States	6.5
Alphabet Inc	Communication Services	United States	5.3
DSV PANALPINA A/S	Industrials	Denmark	4.9
Mastercard Inc	Information Technology	United States	4.8
Visa Inc	Information Technology	United States	4.5
Moody's Corp	Financials	United States	4.4
Nasdaq Inc	Financials	United States	4.3
Adobe Inc	Information Technology	United States	4.1
Abbott Laboratories	Health Care	United States	3.7
Autodesk Inc	Information Technology	United States	3.7
Combined weight of top 10 holdings			46.3

Country exposure (top five)



■ SKAGEN Global A ■ MSCI ACWI NR USD

Sector exposure (top five)



■ SKAGEN Global A ■ MSCI ACWI NR USD

Contact



+47 51 80 37 09



contact@skagenfunds.com



SKAGEN AS, Post Box 160, 4001, Stavanger, Norway

Important information

This report is intended for investment professionals only. The content is not to be viewed by or used with retail investors. Unless otherwise stated, performance data relates to class A units and is net of fees. AUM data as of the end of the previous month. Except otherwise stated, the source of all information is SKAGEN AS. Historical returns are no guarantee for future returns. Future returns will depend, inter alia, on market developments, the fund manager's skills, the fund's risk profile and subscription and management fees. The return may become negative as a result of negative price developments. You can download more information including subscription/redemption forms, full prospectus, Key Investor Information Documents (KIID), General Commercial Terms, Annual Reports and Monthly Reports from our local websites or our local representatives. Statements reflect the portfolio managers' viewpoint at a given time, and this viewpoint may be changed without notice. This report should not be perceived as an offer or recommendation to buy or sell financial instruments. SKAGEN AS does not assume responsibility for direct or indirect loss or expenses incurred through use or understanding of this report. Employees of SKAGEN AS may be owners of securities issued by companies that are either referred to in this report or are part of a fund's portfolio. CACEIS Ireland Limited, One Custom House Plaza, International Financial Services Centre, Dublin is the Paying Agent in Ireland.