

Performance Commentary

January's increased market volatility continued into February with most broad global indices registering negative returns for the month as a whole. EM equities were supported by strong inflows and performed ahead of their developed market peers.

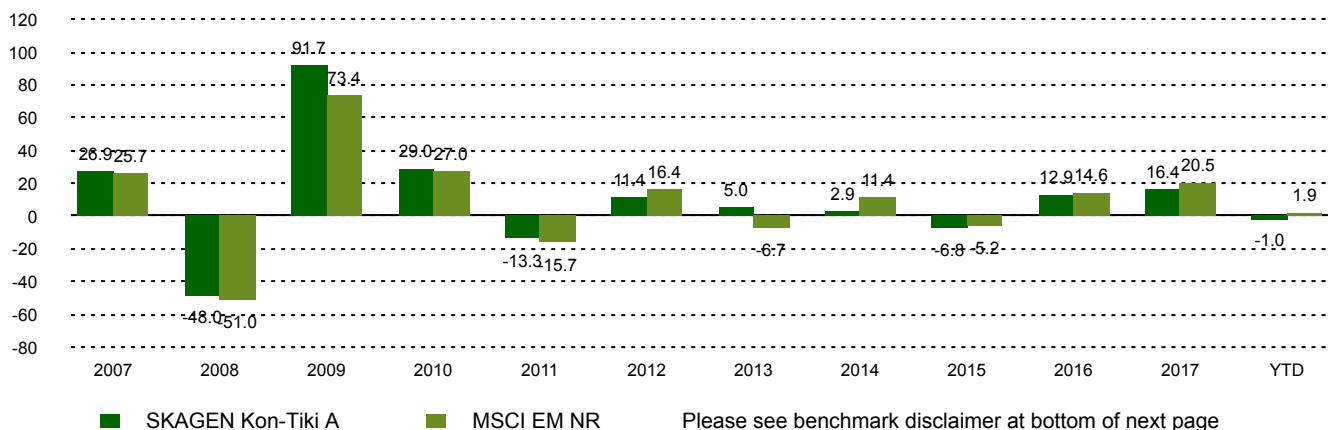
Kon-Tiki performed broadly in line with its benchmark driven by strong reported 2017 results at Brazilian bank Banrisul, a rebound in traditional Chinese medicine producer China Shineway, which is coming back onto investors' radar, and good performance at Swedish telecom equipment company Ericsson, which recovered on the back of further stake-building by activist investor Cevian. In terms of portfolio headwinds, the biggest detractors were State Bank of India, Brazilian food retailer CBD and Mahindra & Mahindra.

We did not initiate or fully exit any positions in February but continued to increase our exposure to recent purchases such as Aeroflot, Sinotrans and Bank of China. We also trimmed a number of strong performers including Gree, Banrisul and Johannesburg Stock Exchange. The portfolio remains attractively valued at 9.5x 2018 earnings and 1.0x book value compared with 11.5x and 1.8x respectively for MSCI EM. Conviction remains high with 88% of the portfolio in our 35 largest positions, which have a weighted upside of 33%.

Historical performance (net of fees)

Period	SKAGEN Kon-Tiki A	Benchmark index
Last month	-2.8%	-2.6%
Year to date	-1.0%	1.9%
Last year	5.2%	13.6%
Last 3 years	3.6%	6.0%
Last 5 years	4.8%	6.5%
Last 10 years	5.9%	4.9%
Since start	13.1%	8.3%

Performance last ten years



Contributors in the month

Largest contributors

Holding	Weight (%)	Contribution (%)
Banrisul	3.33	0.33
SHINEWAY PHARM	1.48	0.22
Ericsson	2.57	0.17
JSE Ltd	1.02	0.12
Golar LNG Ltd	3.33	0.12

Largest detractors

Holding	Weight (%)	Contribution (%)
State Bank of India	2.57	-0.39
Cia Brasileira de Distribuicao	2.94	-0.32
Mahindra & Mahindra Ltd	4.14	-0.28
China Unicom Hong Kong Ltd	2.29	-0.28
Richter Gedeon Nyrt	2.11	-0.27

The fund selects low-priced, high-quality companies, mainly in emerging economies.

The objective is to provide the best possible risk adjusted return.

The fund is suitable for those with at least a five year investment horizon.

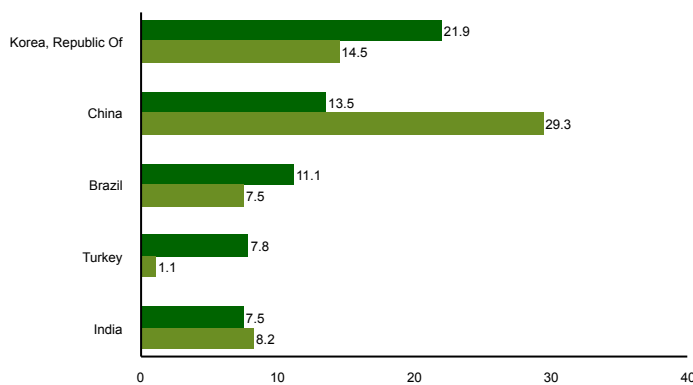
Fund Facts

Type	Equity
Domicile	Norway
Launch date	05.04.2002
Morningstar category	Global Emerging Markets Equity
ISIN	NO0010140502
NAV	92.63 EUR
Fixed management fee	2.00%
Total expense ratio (2017)	1.59%
Benchmark index	MSCI EM NR
AUM (mill.)	2871.17 EUR
Number of holdings	47
Lead manager	Knut Harald Nilsson

Top ten investments

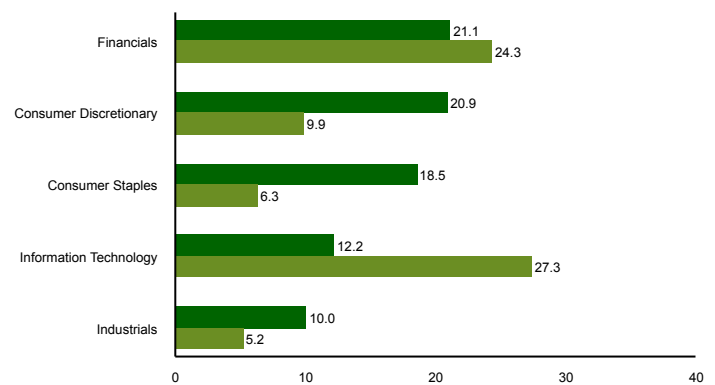
Holding	Sector	Country	%
Hyundai Motor	Consumer Discretionary	Korea, Republic Of	6.6
Samsung Electronics	Information Technology	Korea, Republic Of	6.3
Naspers	Consumer Discretionary	South Africa	4.8
Haci Omer Sabanci Holding	Financials	Turkey	4.0
Mahindra & Mahindra	Consumer Discretionary	India	4.0
Golar LNG	Industrials	United States	3.4
Banrisul	Financials	Brazil	3.4
LG Electronics	Consumer Discretionary	Korea, Republic Of	3.2
X5 Retail Group	Consumer Staples	Russian Federation	3.0
Cia Brasileira de Distribuicao	Consumer Staples	Brazil	2.9
Combined weight of top 10 holdings			41.4

Country exposure (top five)



■ SKAGEN Kon-Tiki A ■ MSCI EM NR

Sector exposure (top five)



■ SKAGEN Kon-Tiki A ■ MSCI EM NR

Contact



+47 51 80 37 09



contact@skagenfunds.com



SKAGEN AS, Post Box 160, 4001, Stavanger, Norway

Important information

This report is intended for investment professionals only. The content is not to be viewed by or used with retail investors. Unless otherwise stated, performance data relates to class A units and is net of fees. Except otherwise stated, the source of all information is SKAGEN AS. Historical returns are no guarantee for future returns. Future returns will depend, inter alia, on market developments, the fund manager's skills, the fund's risk profile and subscription and management fees. The return may become negative as a result of negative price developments. You can download more information including subscription/redemption forms, full prospectus, Key Investor Information Documents (KIID), General Commercial Terms, Annual Reports and Monthly Reports from our local websites or our local representatives. Statements reflect the portfolio managers' viewpoint at a given time, and this viewpoint may be changed without notice. This report should not be perceived as an offer or recommendation to buy or sell financial instruments. SKAGEN AS does not assume responsibility for direct or indirect loss or expenses incurred through use or understanding of this report. Employees of SKAGEN AS may be owners of securities issued by companies that are either referred to in this report or are part of a fund's portfolio. CACEIS Ireland Limited, One Custom House Plaza, International Financial Services Centre, Dublin is the Paying Agent in Ireland.

The benchmark index is the MSCI EM Index (net total return), this index did not exist at the inception of the fund and consequently the benchmark index prior to 1/1/2004 was the MSCI World AC Index. This is not reflected in the table/graph above which shows the MSCI EM Index since the funds inception.