

Performance Commentary

Rising US treasury yields dampened the excitement over vaccine rollouts and commodity market strength. This has awakened fears of a reflationary cycle in the US combined with an asset market rotation which slowed the scale of capital inflows to EM. EM equities underperformed global markets in February after strong outperformance over the past two months. Ivanhoe Mines and Turquoise Hill were the fund's biggest positive contributors as copper exposure paid off in an environment of commodity strength and electric vehicle euphoria. Ping An Insurance strength comes on the back of an improved outlook. There are expectations of a gradual recovery in 2021 after the insurance business weakened on the back of Covid-19 last year. Brazilian grocery retailer GPA also performed well as they are spinning off their highly regarded cash-and-carry business. LG Electronics reverted a little after recent strength on concerns of the restructuring plan involving the loss-making mobile phone division. We sold out of Petrobras as uncertainty increased as a result of Bolsonaro's discontent with Petrobras' CEO and their fuel pricing policy. Increased government intervention is not only negative for Petrobras, but also for Brazil as a country. Our portfolio now consists of 48 holdings trading on 10x 2021e P/E and 1.0x P/B, which is considerably lower than the EM index at 16x and 2.2x respectively.

The fund selects low-priced, high-quality companies, mainly in emerging economies.

The objective is to provide the best possible risk adjusted return.

The fund is suitable for those with at least a five year investment horizon.

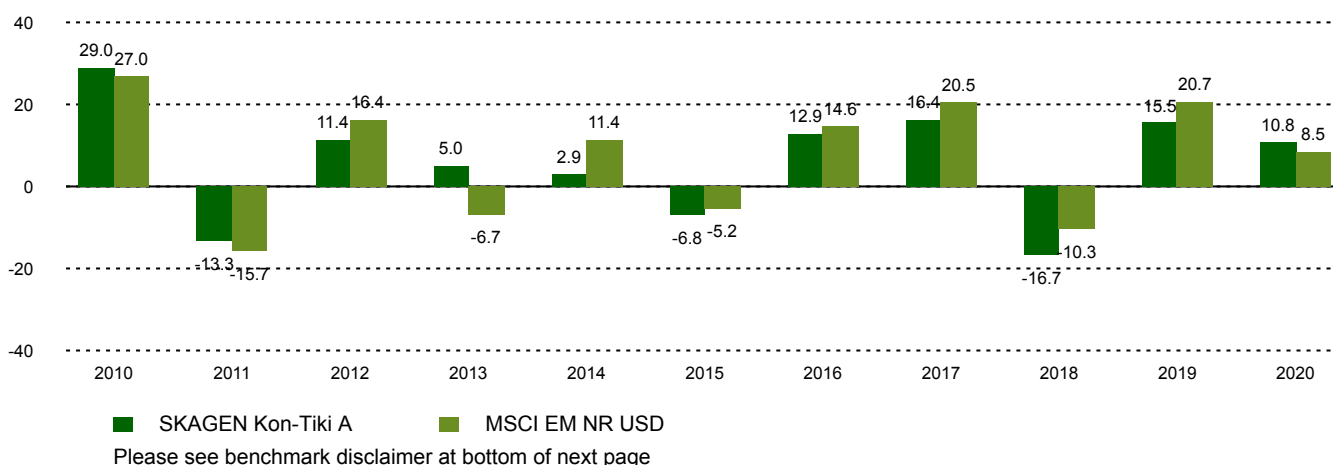
Historical performance (net of fees)

Period	SKAGEN Kon-Tiki A	Benchmark index
Last month	1.5%	0.5%
Year to date	5.6%	4.8%
Last year	31.3%	23.7%
Last 3 years	4.4%	6.5%
Last 5 years	10.2%	12.7%
Last 10 years	4.0%	5.8%
Since start	11.7%	8.0%

Fund Facts

Type	Equity
Domicile	Norway
Launch date	05.04.2002
Morningstar category	Global Emerging Markets Equity
ISIN	NO0010140502
NAV	105.27 EUR
Fixed management fee	2.00%
Total expense ratio (2020)	2.22%
Benchmark index	MSCI EM NR USD
AUM (mill.)	1584.33 EUR
Number of holdings	48
Portfolio manager	Fredrik Bjelland Cathrine Gether

Performance last ten years



Contributors in the month



Largest contributors

Holding	Weight (%)	Contribution (%)
Ivanhoe Mines Ltd	3.71	0.99
Turquoise Hill Resources	1.50	0.47
Ping An Insurance Group	7.09	0.43
Cia Brasileira de Distribuicao	3.40	0.27
WH Group Ltd	2.00	0.22



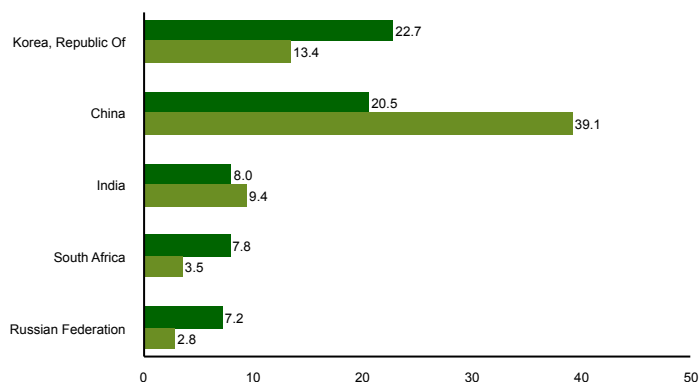
Largest detractors

Holding	Weight (%)	Contribution (%)
LG Electronics Inc	7.81	-0.71
Petroleo Brasileiro	1.55	-0.40
LG Chem Ltd	1.33	-0.22
Hyundai Motor Co	4.23	-0.17
X5 Retail Group NV	2.11	-0.16

Top ten investments

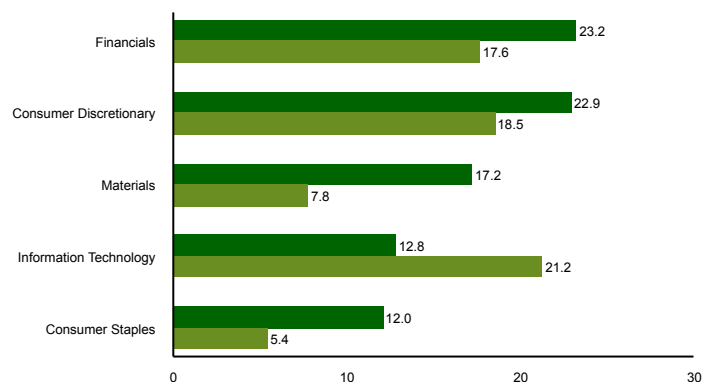
Holding	Sector	Country	%
Naspers Ltd	Consumer Discretionary	South Africa	7.8
Ping An Insurance Group Co of China Ltd	Financials	China	7.8
LG Electronics Inc	Consumer Discretionary	Korea, Republic Of	7.2
Samsung Electronics Co Ltd	Information Technology	Korea, Republic Of	5.7
UPL Ltd	Materials	India	4.5
Ivanhoe Mines Ltd	Materials	Canada	4.2
Hyundai Motor Co	Consumer Discretionary	Korea, Republic Of	4.0
Atlantic Sapphire AS	Consumer Staples	Denmark	3.4
Cia Brasileira De Distribuicao	Consumer Staples	Brazil	3.3
Sberbank of Russia PJSC	Financials	Russian Federation	2.9
Combined weight of top 10 holdings			51.0

Country exposure (top five)



■ SKAGEN Kon-Tiki A ■ MSCI EM NR USD

Sector exposure (top five)



■ SKAGEN Kon-Tiki A ■ MSCI EM NR USD

Contact



+47 51 80 37 09



contact@skagenfunds.com



SKAGEN AS, Post Box 160, 4001, Stavanger, Norway

Important information

This report is intended for investment professionals only. The content is not to be viewed by or used with retail investors. Unless otherwise stated, performance data relates to class A units and is net of fees. AUM data as of the end of the previous month. Except otherwise stated, the source of all information is SKAGEN AS. Historical returns are no guarantee for future returns. Future returns will depend, inter alia, on market developments, the fund manager's skills, the fund's risk profile and subscription and management fees. The return may become negative as a result of negative price developments. You can download more information including subscription/redemption forms, full prospectus, Key Investor Information Documents (KIID), General Commercial Terms, Annual Reports and Monthly Reports from our local websites or our local representatives. Statements reflect the portfolio managers' viewpoint at a given time, and this viewpoint may be changed without notice. This report should not be perceived as an offer or recommendation to buy or sell financial instruments. SKAGEN AS does not assume responsibility for direct or indirect loss or expenses incurred through use or understanding of this report. Employees of SKAGEN AS may be owners of securities issued by companies that are either referred to in this report or are part of a fund's portfolio. CACEIS Ireland Limited, One Custom House Plaza, International Financial Services Centre, Dublin is the Paying Agent in Ireland.

The benchmark index is the MSCI EM Index (net total return), this index did not exist at the inception of the fund and consequently the benchmark index prior to 1/1/2004 was the MSCI World AC Index. This is not reflected in the table/graph above which shows the MSCI EM Index since the funds inception.