

## Positive end to the year

SKAGEN Tellus had a good end to the year driven both by lower interest rates and stronger currencies. The fund ended the quarter well ahead of the benchmark. The largest positive contributors to fund performance were our investments in Mexico and Serbia thanks to falling interest rates and stronger currencies. The largest detractors were our US and Uruguayan positions driven by weak currencies.

During the quarter we switched some exposure away from the UK and Croatia to South Africa and Romania. In South Africa, we have invested in two bonds issued by the European Investment bank which is AAA rated. The main position is in a short-term bond and is motivated by our analysis suggesting that the ZAR is significantly undervalued in the medium term. We have also invested in one long-term bond which offers a very attractive running yield given the low credit risk and our view that the currency will appreciate. The investment in Romania replaces some of the investment we have had in Croatia which we have scaled back following recent strong performance. The Romanian position is motivated by the fact that the EUR-denominated bonds trade like a sub investment grade country even though the country is still rated investment grade by all the major agencies, and we expect them to maintain their investment grade rating.

### Positive vaccine news, but another increase in infections

Although we had very positive news on the Covid-19 vaccines in Q4 and vaccinations are now being rolled out in several countries, we see new outbreaks all the time reminding us that the danger is not over. Many countries have now shut down for a third time. This will curb the economic

recovery and may lead to increased uncertainty in financial markets if we see challenges or delays in the vaccinations. Such a scenario could lead to another increase in credit spreads, but as long-term investors we would typically see beyond that and resist any temptation to make large changes in the fund.

As mentioned in previous reports we monitor the increasing debt burden for both governments and companies closely. Continued and new lockdowns will increase debt burdens even more and with that the vulnerability in the financial system increases. The low interest rate environment mitigates this vulnerability, but the higher the debt burden, the lower the increase in interest rates needs to be before it hurts. A thorough credit analysis is of utmost importance to us in the current situation.

### New presidents

The main political event in the quarter was of course the presidential election in the US. For financial markets a democratic president increases the likelihood of more fiscal spending which in turn might drive inflation expectations higher. Biden is also expected to lead a more civilized foreign trade policy which could help boost growth expectations for the global economy. Recently the 10-year expected inflation rate increased to over 2% for the first time since 2018 and even though we do not expect huge jumps in interest rates, we believe long-term rates will head north over time due to both increased inflation expectations and improved growth expectations.



Photo: Shutterstock

### Political news from Peru

While Trump and Biden dominated political headlines in the quarter, there was no lack of political news from other parts of the world. In Peru, where Tellus has one of its largest investments, the very popular president Martin Vizcarra had to step down in November after he was impeached on corruption allegations (decided by a congress where over 50% of members are under investigation for corruption) and was replaced by the head of congress, Manuel Merino. Large protests soon erupted and Merino himself had to step down after only five days on the job. He was then replaced by Francisco Sagasti a centrist politician who will rule until the elections in 2021. Even though we viewed Vizcarra as a good president and would have preferred for him not to have been ousted, the interim president Sagasti seems capable of maintaining order until the elections later this year. We have not actively changed our positioning and after a brief jump in interest rates on the announcement of Vizcarra's resignation, rates have fallen back and are currently lower than before Covid.



Photo: Unsplash

### Outlook

Once again, we are seeing historically low interest rates in large parts of the world. Given the large challenges the world faces due to the pandemic, expectations are that interest rates will stay at a low level for an extended period. We do, however, still find opportunities for good investments in emerging markets where interest rates are higher. At the same time, we find it more important than ever to tread carefully to avoid the countries that will struggle due to overly large debt build-ups in the current crisis.

SKAGEN Tellus invests primarily in bonds and certificates issued or guaranteed by governments from around the world.

The fund is suitable for those with at least a three year investment horizon. Investors must be able to tolerate currency fluctuations.

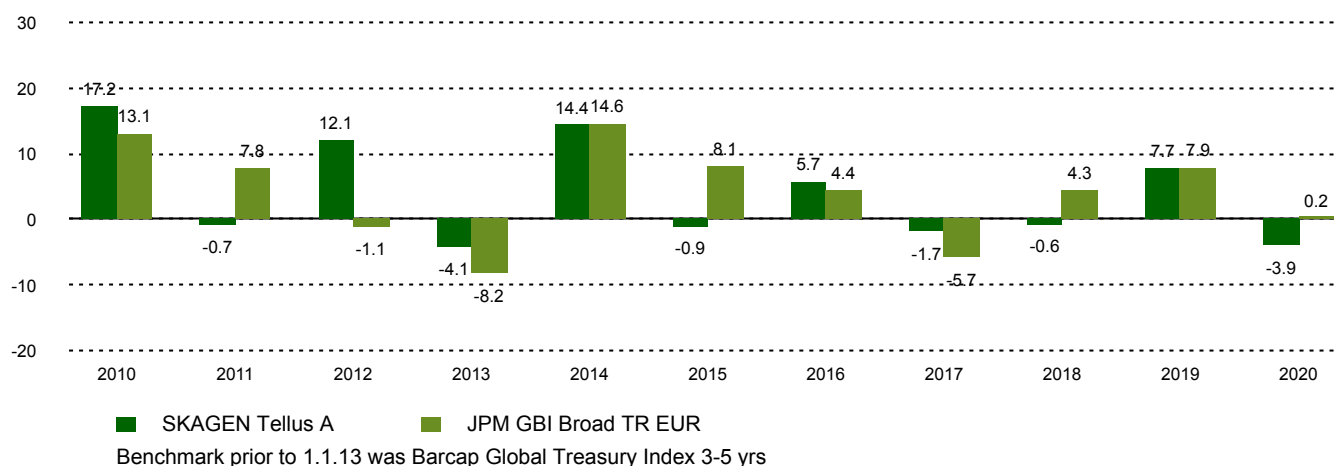
## Historical performance (net of fees)

Period	SKAGEN Tellus A	Benchmark index
Last month	-0.1%	-1.5%
Quarter to date	1.1%	-2.3%
Year to date	-3.9%	0.2%
Last year	-3.9%	0.2%
Last 3 years	1.0%	4.1%
Last 5 years	1.3%	2.1%
Last 10 years	2.6%	3.0%
Since start	3.9%	4.0%

## Fund Facts

Type	Fixed income
Domicile	Norway
Launch date	29.09.2006
Morningstar category	Global Bond - EUR Biased
ISIN	NO0010327786
NAV	10.28 EUR
Fixed management fee	0.80%
Benchmark index	JPM GBI Broad TR EUR
AUM (mill.)	37.77 EUR
Duration	4.36
WAL	5.33
Yield	2.94%
Number of holdings	16
Portfolio manager	Sondre Solvoll Bakketun

## Performance last ten years



## Contributors in the quarter



### Largest contributors

Holding	Weight (%)	Contribution (%)
Mexican Bonos	7.58	0.52
Serbia International Bond	4.65	0.13
European Bank for Recon & Dev	5.29	0.03
European Investment Bank	0.82	0.02
Romanian Government	0.58	0.00



### Largest detractors

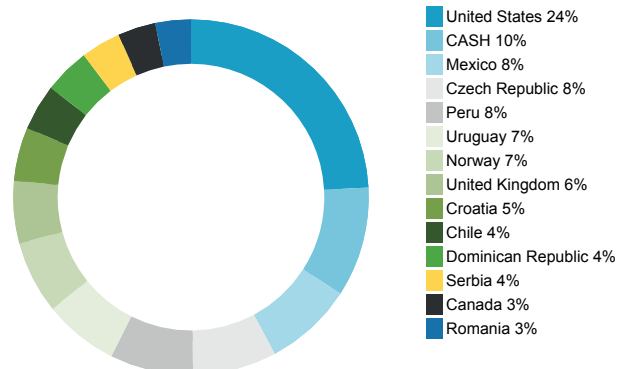
Holding	Weight (%)	Contribution (%)
United States Treasury	24.57	-2.18
Czech Republic	7.25	-0.40
Uruguay Government	6.69	-0.37
Peruvian Government	7.23	-0.34
United Kingdom Gilt	7.15	-0.32

Absolute contribution based on NOK returns at fund level

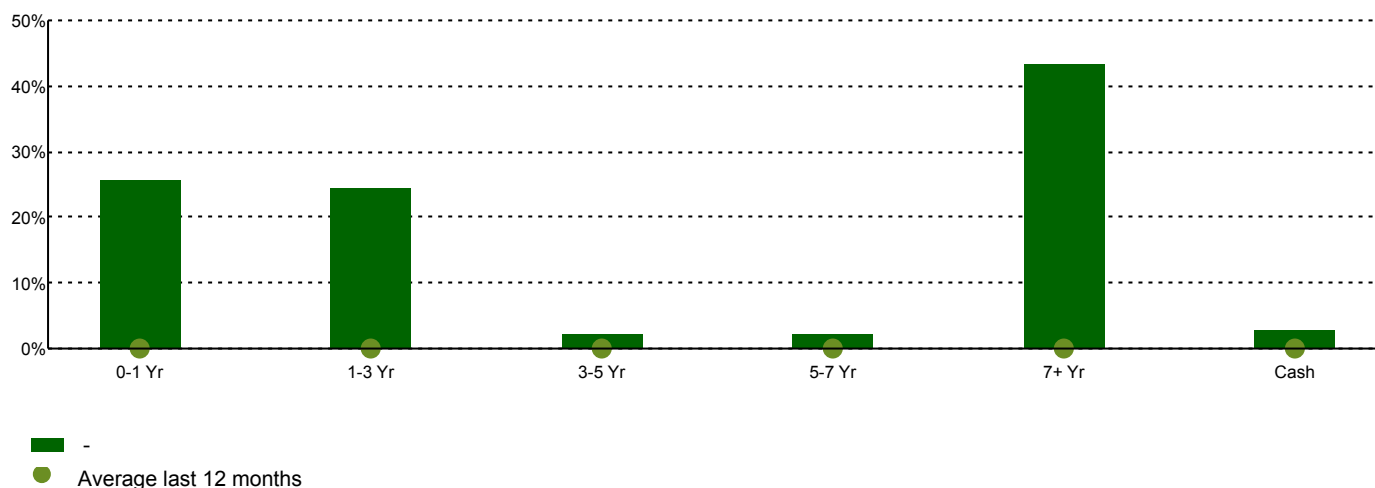
## Top 10 investments

Holding	Percentage of Fund
US Government	24.1
Mexico	8.1
Czech Republic Government	7.6
Republic of Peru	7.6
Oriental Republic of Uruguay	6.8
Kongeriket Norge	6.6
UK Government	5.7
European Bank for Reconstruction & Development	5.3
Republic of Croatia	4.9
Republic of Chile	4.2
Total	80.9

## Country exposure



## Maturity structure



## Contact



+47 51 80 37 09



contact@skagenfunds.com



SKAGEN AS, Post Box 160, 4001, Stavanger, Norway

## Important information

This report is intended for investment professionals only. The content is not to be viewed by or used with retail investors. Unless otherwise stated, performance data relates to class A units and is net of fees. AUM data as of the end of the previous month. Except otherwise stated, the source of all information is SKAGEN AS. Historical returns are no guarantee for future returns. Future returns will depend, inter alia, on market developments, the fund manager's skills, the fund's risk profile and subscription and management fees. The return may become negative as a result of negative price developments. You can download more information including subscription/redemption forms, full prospectus, Key Investor Information Documents (KIID), General Commercial Terms, Annual Reports and Monthly Reports from our local websites or our local representatives. Statements reflect the portfolio managers' viewpoint at a given time, and this viewpoint may be changed without notice. This report should not be perceived as an offer or recommendation to buy or sell financial instruments. SKAGEN AS does not assume responsibility for direct or indirect loss or expenses incurred through use or understanding of this report. Employees of SKAGEN AS may be owners of securities issued by companies that are either referred to in this report or are part of a fund's portfolio. CACEIS Ireland Limited, One Custom House Plaza, International Financial Services Centre, Dublin is the Paying Agent in Ireland.