

## A strong quarter for stocks

Global stock markets enjoyed a strong quarter following heavy losses in the first three months of the year. Initially, this was mainly driven by a focus on the massive fiscal and monetary stimulus globally. However, towards the end of the quarter we did start to see positive economic data pointing to a faster recovery than the market had initially feared. This also had a positive effect on the holdings in SKAGEN Vekst, and the fund posted a strong absolute return for the quarter. We continued to see high volatility in the currency markets with, for example, the Norwegian kroner strengthening along with the oil price – impacting the return of NOK-based investors.

### Contributors

The optimism around a faster global recovery generally helped our more cyclically exposed companies like banks and commodity companies. However, some of the largest positive contributions to SKAGEN Vekst's absolute return came from our holdings with exposure to green energy. Our second largest holding is Bonheur, a Norwegian company which owns and operates wind farms in the UK and Scandinavia. The company posted a strong first quarter result driven by good wind conditions. The stock price was also helped by the fact that we did not see a broad cancellation of planned wind projects, boosting market confidence in Bonheur's future pipeline and the outlook for its wind installation vessels. This is also the main reason for the strong performance of the Danish manufacturer of wind turbines, Vestas. The company is seeing limited impact from the COVID-19 crisis on existing production plans, while new orders are continuing at an impressive pace. Kinnevik AB, the Swedish investment firm, also demonstrated strong performance in the quarter

driven by their underlying digital investments. Their long-term investment in European based fashion retailer Zalando has been particularly fruitful. Kinnevik reduced their stake in Zalando during the quarter and declared an extraordinary dividend to shareholders. This highlights Kinnevik's business strategy of gradually divesting more mature businesses and recycling capital for growth opportunities at the same time as rewarding shareholders. We continue to see great growth potential in Kinnevik's digital growth stories within consumer goods, telecoms and healthcare.

The largest negative contributor was Shell, the Dutch-British oil and gas company, which announced their first cut in dividend payments since WWII and suspended their next tranche of buybacks as global energy prices tumbled. This vertically integrated oil major has over the last couple of years worked on firming up their balance sheet and sold off assets outside their core operations. In addition to their strong focus on natural gas, they have continued to streamline their business towards lower production cost assets and gradually increased their focus on renewable and lower carbon emission energy. But with global demand for energy plummeting, the company has been forced back to the drawing board to cut costs and strengthen their financial position.

Amidst the strong market, some of our more typically defensive stocks like telecoms generally had a difficult quarter. Stocks listed in Hong Kong were also hit after the Chinese government said it planned to impose a national security law on the city. For these reasons, our investment in the Chinese mobile giant, China Mobile, was among the weakest performers in the quarter.



Photo: Unsplashd

### Portfolio activity

While the market has moved up a long way from the bottom in mid-March, we still see significant upside in many cyclical companies. We therefore increased our exposure to the financial sector, initiating new positions in the British insurance company Beazley and the Chinese insurance company Ping An, while also adding to our existing position in Citigroup and Korean Re. In the materials sector, we initiated a new position in the Africa-exposed mining company Ivanhoe Mines, while also increasing our exposure to the Swedish miner Boliden. The Finnish forest industry company UPM-Kymmene also entered the portfolio during the second quarter. We think management will continue its proven track record of restructuring its older and less profitable paper business while growing its more lucrative fibre products, wood products, molecular bioproducts and low-emission energy business. With their continued development of biorefining in Europe and expansion of operations in Uruguay, we see longer term earnings power increasing significantly from current levels.



Photo: Unsplashd

### Outlook

With more hard evidence of the massive fiscal and monetary policy having a positive effect on the real economy, we see scope for higher estimates for economic activity and ultimately company earnings. Combined with still depressed share prices within more cyclically exposed stocks, we think the current set-up looks attractive for our holdings overall. While this is our base case, we do expect the market to continue along its volatile path, particularly as the uncertainty over a potential "second wave" of COVID-19 remains. Aside from the virus, the ongoing geopolitical situation in Hong Kong along with the upcoming US presidential election are the main events that may create volatility in the near term.

The fund selects low-priced, high-quality companies in the Nordic region and from around the world.

The objective is to provide the best possible risk adjusted return.

The fund is suitable for those with at least a five year investment horizon.

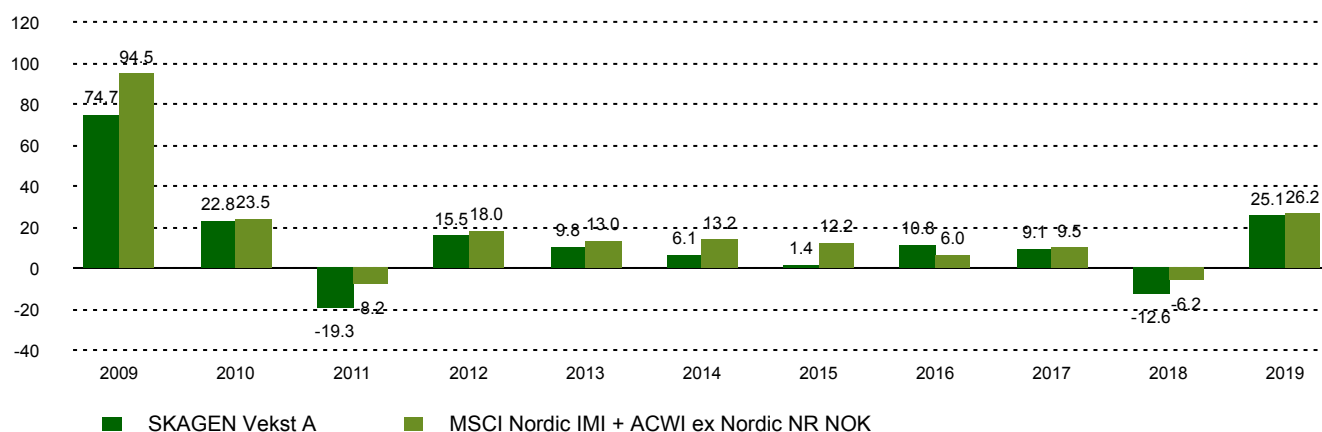
## Historical performance (net of fees)

Period	SKAGEN Vekst A	Benchmark index
Last month	2.8%	1.3%
Quarter to date	14.3%	17.6%
Year to date	-17.3%	-5.4%
Last year	-11.0%	4.1%
Last 3 years	-2.1%	4.9%
Last 5 years	0.8%	5.2%
Last 10 years	4.1%	9.7%
Since start	11.7%	9.3%

## Fund Facts

Type	Equity
Domicile	Norway
Launch date	01.12.1993
Morningstar category	Global Flex-Cap Equity
ISIN	NO0008000445
NAV	225.54 EUR
Fixed management fee	1.00%
Total expense ratio (2019)	1.00%
Benchmark index	MSCI Nordic IMI + ACWI ex Nordic NR NOK
AUM (mill.)	596.26 EUR
Number of holdings	49
Portfolio manager	Søren Christensen

## Performance last ten years



See next page for info about fund's mandate change.

## Contributors in the quarter



### Largest contributors

Holding	Weight (%)	Contribution (%)
Bonheur ASA	4.99	2.28
Kinnevik AB	3.07	1.12
Vestas Wind Systems A/S	3.82	0.58
Broadcom Inc	2.68	0.56
DSV PANALPINA A/S	2.56	0.54



### Largest detractors

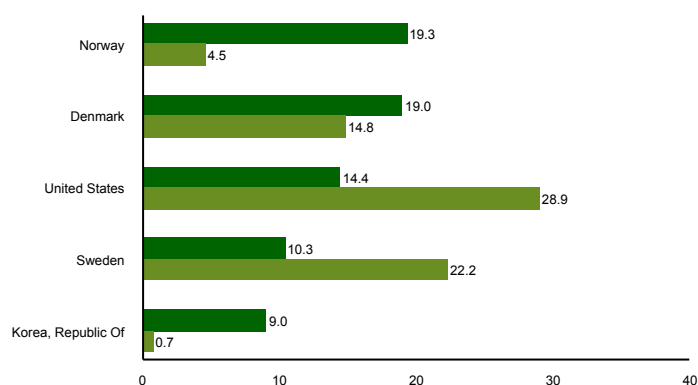
Holding	Weight (%)	Contribution (%)
Royal Dutch Shell PLC	3.22	-0.55
China Mobile Ltd	3.18	-0.43
CK Hutchison Holdings Ltd	3.37	-0.28
FLEX LNG Ltd	1.36	-0.25
Telenor ASA	2.46	-0.21

Absolute contribution based on NOK returns at fund level

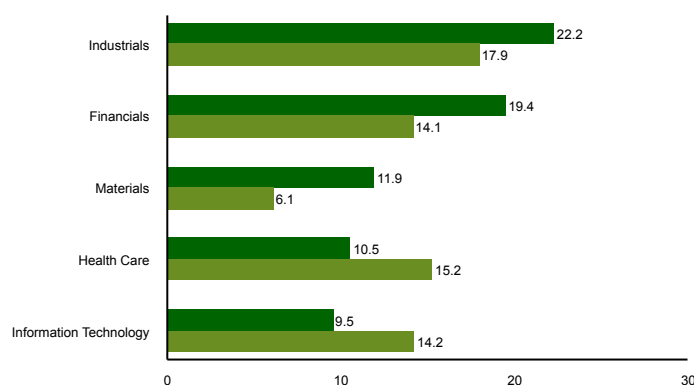
## Top ten investments

Holding	Sector	Country	%
Novo Nordisk A/S	Health Care	Denmark	7.9
Bonheur ASA	Industrials	Norway	5.6
Yara International ASA	Materials	Norway	4.9
Samsung Electronics Co Ltd	Information Technology	Korea, Republic Of	4.2
Vestas Wind Systems A/S	Industrials	Denmark	3.8
Citigroup Inc	Financials	United States	3.6
Kinnevik AB	Financials	Sweden	3.3
CK Hutchison Holdings Ltd	Industrials	United Kingdom	2.9
Broadcom Inc	Information Technology	United States	2.9
Royal Dutch Shell PLC	Energy	Netherlands	2.8
Combined weight of top 10 holdings			42.0

## Country exposure (top five)



## Sector exposure (top five)



■ SKAGEN Vekst A ■ MSCI Nordic IMI + ACWI ex Nordic NR NOK ■ SKAGEN Vekst A ■ MSCI Nordic IMI + ACWI ex Nordic NR NOK

## Contact



+47 51 80 37 09



contact@skagenfunds.com



SKAGEN AS, Post Box 160, 4001, Stavanger, Norway

## Important information

This report is intended for investment professionals only. The content is not to be viewed by or used with retail investors. Unless otherwise stated, performance data relates to class A units and is net of fees. AUM data as of the end of the previous month. Except otherwise stated, the source of all information is SKAGEN AS. Historical returns are no guarantee for future returns. Future returns will depend, inter alia, on market developments, the fund manager's skills, the fund's risk profile and subscription and management fees. The return may become negative as a result of negative price developments. You can download more information including subscription/redemption forms, full prospectus, Key Investor Information Documents (KIID), General Commercial Terms, Annual Reports and Monthly Reports from our local websites or our local representatives. Statements reflect the portfolio managers' viewpoint at a given time, and this viewpoint may be changed without notice. This report should not be perceived as an offer or recommendation to buy or sell financial instruments. SKAGEN AS does not assume responsibility for direct or indirect loss or expenses incurred through use or understanding of this report. Employees of SKAGEN AS may be owners of securities issued by companies that are either referred to in this report or are part of a fund's portfolio. CACEIS Ireland Limited, One Custom House Plaza, International Financial Services Centre, Dublin is the Paying Agent in Ireland.

Effective 1/1/2014, the Fund's investment mandate changed from investing a minimum of 50% of its funds in Norway to investing a minimum of 50% of its funds in the Nordic countries. This means that returns prior to the change were achieved under different circumstances than they are today. Prior to 1/1/2014, the benchmark index was an evenly composed benchmark index consisting of the Oslo Stock Exchange Benchmark Index (OSEBX) and the MSCI All Country World. The benchmark index prior to 1/1/2010 was the Oslo Stock Exchange Benchmark Index (OSEBX).