

Performance Commentary

Investors continued to pile into the markets in February, driving global indices to new highs. Towards the end of the month, global markets witnessed what can only be described as an inflation tantrum, fuelled by upwards pressure from rising commodity and energy prices followed by a global rise in interest rates. SKAGEN Vekst generated a strong relative and absolute return in February, driven by our exposure to materials. Norwegian aluminium producer Norsk Hydro and Swedish copper and zinc miner Boliden contributed strongly thanks to strong prices and demand for their products. Our financial holdings also had a solid month, in particular US listed Citigroup which delivered a more positive outlook on the back of positive reopening news and higher interest rates. Laggards to performance included holdings with exposure to more green energy. These companies appear to be taking a breather after having delivered very strong returns. Danish windmill producer Vestas was the fund's largest detractor. SKAGEN Vekst sold out of Swedish/Swiss ABB in February as restructuring of the business is taking longer than anticipated. We entered into Finnish/Norwegian software and service company TietoEVRY which has continued to broaden its Nordic footprint and should be able to continue its positive margin development as the world starts to normalise. Our concentrated and value focused portfolio should be well positioned for a re-opening and normalisation of the global economy.

The fund selects low-priced, high-quality companies in the Nordic region and from around the world.

The objective is to provide the best possible risk adjusted return.

The fund is suitable for those with at least a five year investment horizon.

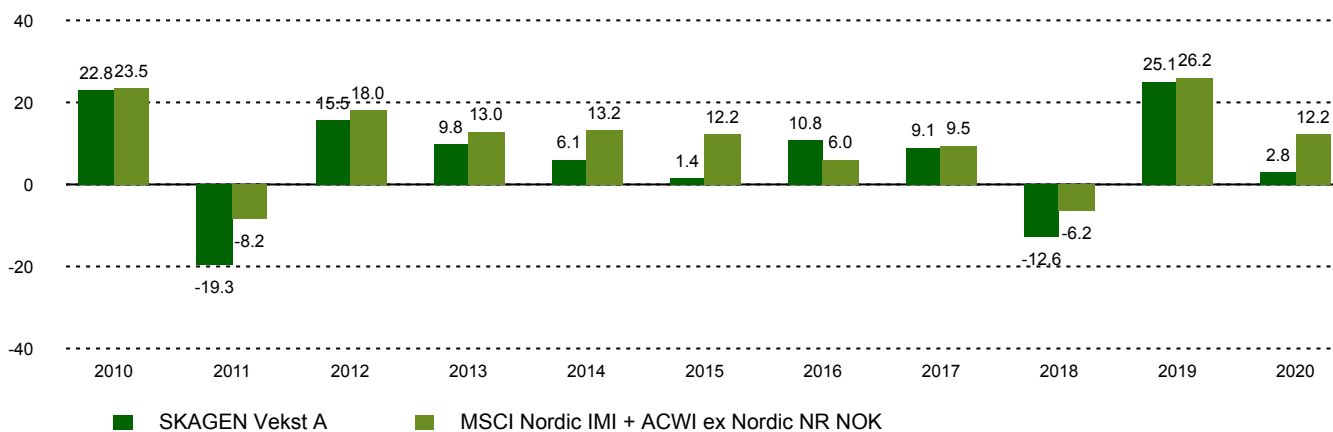
Historical performance (net of fees)

Period	SKAGEN Vekst A	Benchmark index
Last month	5.3%	1.9%
Year to date	6.0%	2.7%
Last year	23.9%	25.2%
Last 3 years	6.1%	10.6%
Last 5 years	9.4%	11.1%
Last 10 years	4.5%	9.2%
Since start	12.5%	9.9%

Fund Facts

Type	Equity
Domicile	Norway
Launch date	01.12.1993
Morningstar category	Global Flex-Cap Equity
ISIN	NO0008000445
NAV	297.23 EUR
Fixed management fee	1.00%
Total expense ratio (2020)	1.17%
Benchmark index	MSCI Nordic IMI + ACWI ex Nordic NR NOK
AUM (mill.)	701.67 EUR
Number of holdings	47
Portfolio manager	Søren Christensen

Performance last ten years



■ SKAGEN Vekst A ■ MSCI Nordic IMI + ACWI ex Nordic NR NOK

See next page for info about fund's mandate change.

Contributors in the month



Largest contributors

Holding	Weight (%)	Contribution (%)
Norsk Hydro ASA	2.49	0.59
Citigroup Inc	3.86	0.51
Boliden AB	2.46	0.48
Applied Materials	2.12	0.45
Golden Ocean Group	1.97	0.44



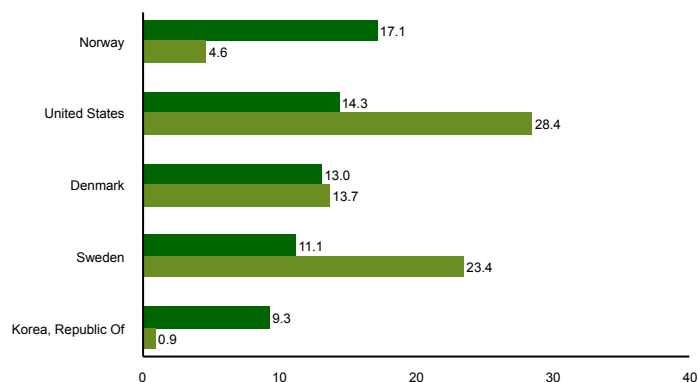
Largest detractors

Holding	Weight (%)	Contribution (%)
Vestas Wind Systems	2.11	-0.26
Hyundai Motor Co	2.21	-0.16
Thermo Fisher Scientific	1.10	-0.13
Essity AB	2.06	-0.11
Kinnevik AB	2.81	-0.09

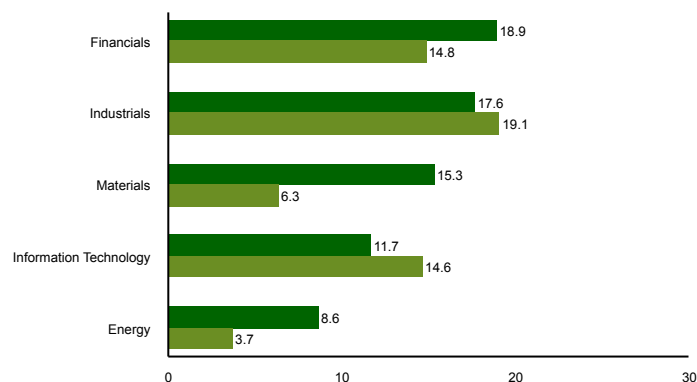
Top ten investments

Holding	Sector	Country	%
Novo Nordisk A/S	Health Care	Denmark	6.9
Yara International ASA	Materials	Brazil	5.2
Samsung Electronics Co Ltd	Information Technology	Korea, Republic Of	4.5
Citigroup Inc	Financials	United States	4.0
Bonheur ASA	Industrials	Norway	3.8
Broadcom Inc	Information Technology	United States	3.1
Telenor ASA	Communication Services	Norway	2.9
Norsk Hydro ASA	Materials	Norway	2.8
Volvo AB	Industrials	Sweden	2.8
Royal Dutch Shell PLC	Energy	Netherlands	2.7
Combined weight of top 10 holdings			38.6

Country exposure (top five)



Sector exposure (top five)



■ SKAGEN Vekst A
 ■ MSCI Nordic IMI + ACWI ex Nordic NR NOK
 ■ SKAGEN Vekst A
 ■ MSCI Nordic IMI + ACWI ex Nordic NR NOK

Contact



+47 51 80 37 09



contact@skagenfunds.com



SKAGEN AS, Post Box 160, 4001, Stavanger, Norway

Important information

This report is intended for investment professionals only. The content is not to be viewed by or used with retail investors. Unless otherwise stated, performance data relates to class A units and is net of fees. AUM data as of the end of the previous month. Except otherwise stated, the source of all information is SKAGEN AS. Historical returns are no guarantee for future returns. Future returns will depend, inter alia, on market developments, the fund manager's skills, the fund's risk profile and subscription and management fees. The return may become negative as a result of negative price developments. You can download more information including subscription/redemption forms, full prospectus, Key Investor Information Documents (KIID), General Commercial Terms, Annual Reports and Monthly Reports from our local websites or our local representatives. Statements reflect the portfolio managers' viewpoint at a given time, and this viewpoint may be changed without notice. This report should not be perceived as an offer or recommendation to buy or sell financial instruments. SKAGEN AS does not assume responsibility for direct or indirect loss or expenses incurred through use or understanding of this report. Employees of SKAGEN AS may be owners of securities issued by companies that are either referred to in this report or are part of a fund's portfolio. CACEIS Ireland Limited, One Custom House Plaza, International Financial Services Centre, Dublin is the Paying Agent in Ireland.

Effective 1/1/2014, the Fund's investment mandate changed from investing a minimum of 50% of its funds in Norway to investing a minimum of 50% of its funds in the Nordic countries. This means that returns prior to the change were achieved under different circumstances than they are today. Prior to 1/1/2014, the benchmark index was an evenly composed benchmark index consisting of the Oslo Stock Exchange Benchmark Index (OSEBX) and the MSCI All Country World. The benchmark index prior to 1/1/2010 was the Oslo Stock Exchange Benchmark Index (OSEBX).

The art of common sense