



## Fund facts

**ISIN:** LU1932715532  
**Launch date, share class:** 23/10/2019  
**Launch date, fund:** 24/06/2019  
**Domicile:** LU  
**NAV:** 156.50 EUR  
**AUM:** 10 MEUR  
**Benchmark index:** MSCI All Country World Index  
**Minimum purchase:** 0 EUR  
**Number of holdings:** 30



**Knut Gezelius**  
Managed fund since  
24 June 2019



**Midhat Syed**  
Managed fund since  
03 November 2025

## Investment strategy

SKAGEN Global Lux is a high conviction equity fund that seeks to generate long-term capital growth by investing in a portfolio of global companies believed to be undervalued. The fund is actively managed, and the portfolio managers typically look beyond stocks that may be optically cheap to create a portfolio whose core long-term holdings are typically undervalued 'structural winners' which are expected to outperform competitors across economic and market cycles.

## Cost information

For explanation of the overall impact of costs on the investment and expected returns please refer to the Key Information Document.

**Ongoing cost:** 0,80 % (Of which management fee is: 0,55 %)

**Performance fee:** 10,00 % (see prospectus for details)

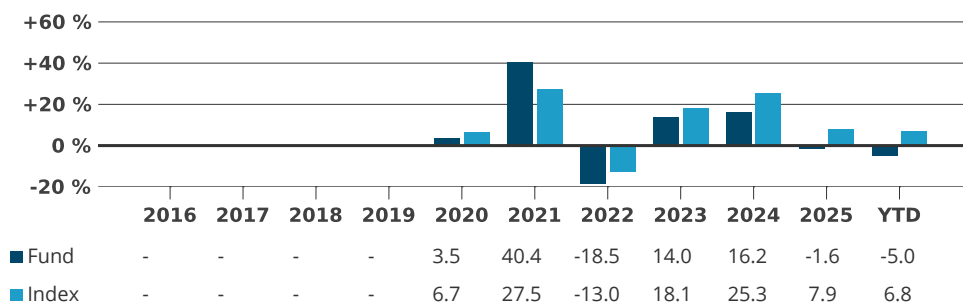
# Storebrand SICAV - SKAGEN Global Lux B EUR Acc

Monthly report for April as of 30/04/2026. All data in EUR unless otherwise stated.

This is a marketing communication. Please refer to the prospectus before making any final investment decisions.

Historical returns are no guarantee for future returns. Future returns will depend, inter alia, on market developments, the fund manager's skills, the fund's risk profile and subscription and management fees. The return may become negative as a result of negative price developments. The fund's Key Investor Information Document and prospectus are available on [www.skagenfunds.com](http://www.skagenfunds.com)

## Historical return in EUR (net of fees)



Period	Fund (%)	Index (%)	Key figures	1 year	3 years	5 years
Last month	4.29	8.22	Standard deviation	10.59	11.82	15.30
Year to date	-5.02	6.77	Standard deviation index	11.54	11.38	12.86
Last 12 months	-2.49	26.94	Tracking error	7.87	6.72	7.01
Last 3 years	5.33	17.42	Information ratio	-3.74	-1.80	-0.94
Last 5 years	4.62	11.25				
Last 10 years	-	-				
Since inception	6.99	12.39				

Returns over 12 months are annualised.

## Risk profile (SRI)

We have classified this product as **5 out of 7**, which is a medium-high risk class.

The summary risk indicator is a guide to the level of risk of this product compared to other products. It shows how likely it is that the product will lose money because of movements in the markets. A medium-high risk class rates the potential losses from future performance at a medium-high level. Other risks materially relevant to the PRIIP not included in the summary risk indicator: Event risk, liquidity risk, operational risk, counterparty risk, derivatives risk and currency risk. If the fund invests in securities in a currency other than the fund's base currency, the value is affected by changes in the exchange rate. In addition, the value of your payout may be affected if your local currency is different from the fund's currency. This product does not include any protection from future market performance so you could lose some or all of your investment.

## Portfolio manager commentary, April 2026

**Global equity markets rose in April as the US military actions against Iran came to a halt. The oil price fluctuated significantly in line with the daily news flow. In the bond market, the US generic 10-year government bond yield stayed above 4.3%. AI remained in the limelight during the Q1 reporting season that largely overcame macro challenges.**

SKAGEN Global underperformed its benchmark index in April. The fund's three best performers measured by absolute return contribution were Alphabet (Google), Amazon and TMX Group. Alphabet (Google) has launched a remarkable comeback over the past twelve months. Only a year ago, financial commentators were predicting the demise of the company as ChatGPT would purportedly demolish the Search business. Lately, however, these previously loud sceptical voices have fallen silent. Meanwhile, the Google franchise is thriving, and the company is on the offensive in several areas. The cloud business is



experiencing impressive growth with segment revenue +63% year-over-year. TPU hardware sales figures were also strong. In addition, Google seems to be toning down its political rhetoric and rather channelling employees' energy into winning new business. The net result of all this has been a phenomenal stock price recovery – the stock has more than doubled over the past 12 months. This exemplifies how contrarian thinking grounded in fact-based analysis can pay off handsomely.

Amazon, the other tech giant in the SKAGEN Global portfolio, also delivered a strong Q1 report demonstrating the power of the AWS franchise which remains the dominant force in the cloud world. TMX Group (TMX), the Canadian stock exchange operator, bounced back strongly (+25%) after the sharp – but in our view unwarranted – sell-off during the AI-scare back in February. As we have repeatedly highlighted, AI agents need data for their models but the data generated by TMX is proprietary. By definition, this data is owned by TMX and thus not readily available for free or easily replicable by AI models. The data needs to be purchased from TMX and this acts as a strong layer of protection against AI agents. Additionally, the Q1 report from TMX demonstrated that the company is making progress in reaching its explicit long-term targets. We would not be surprised to see TMX hit some of the milestones planned for 2030 as early as 2028 or 2029. Considering the TMX stock price is now well into positive territory for the year, the abovementioned sell-off (so far) seems to have been an overreaction that presented a rare buying opportunity. We believe this will be the case also for many of our other holdings that have yet to fully recover, e.g., Moody's, RELX and the insurance brokers.

The fund's three largest detractors measured by absolute return contribution were Abbott Laboratories, Marsh & McLennan and Brown & Brown. Abbott Laboratories (Abbott) slightly lowered annual guidance in their Q1 report that was below our expectations. While Abbott continues to do well in its diabetes monitoring franchise, the diagnostics division has reported lower growth post-COVID. The acquisition of Exact Sciences in late 2025 is expected to help this leg of the business pick up the pace, but we would have preferred to see organic growth. The stock is not expensive, but we are looking for better execution from management, which is probably a pre-requisite for the stock to re-rate. Earlier in the year, the AI-scare also affected the insurance brokers but so far there are no tangible signs that AI will diminish their grip on the insurance market. On the contrary, these companies may well benefit from implementing AI solutions to eke out further efficiencies and thus enhance margins. Our two insurance brokers, Marsh & McLennan and family-controlled Brown & Brown, reported Q1 results in-line with our expectations. The stocks drifted lower during the month and both continue to look significantly undervalued.

Over the next few weeks, the SKAGEN Global team will attend meetings, investor seminars and capital market days with our portfolio holdings. We look forward to engaging with our companies and gaining further insights into the state of the business. More to follow on this topic in later fund updates. We believe the fund is materially undervalued and well positioned for long-term investors looking for prudent alternatives to a concentrated global index dominated by consensus holdings often trading at stretched valuations. We will provide information about portfolio activity, if any, at quarter end.

## Contribution last month

 Largest contributors	Weight (%)	Contribution (%)	 Largest detractors	Weight (%)	Contribution (%)
Alphabet Inc	3.88	1.10	Abbott Laboratories	4.51	-0.62
TMX Group Ltd	6.59	0.83	Brown & Brown Inc	1.74	-0.17
Amazon.com Inc	3.32	0.75	Marsh & McLennan Cos Inc	2.77	-0.13
Aegon Ltd	6.06	0.74	Mowi ASA	2.05	-0.08
RELX PLC	7.61	0.69	Muenchener Rueckversicherungs-Gesellschaft AG in Muenchen	4.83	-0.07

Absolute contribution to fund's return in EUR Please note that reported contribution figures may be subject to deviations. Such differences can result from factors including currency rounding, timing of accounting entries, classification discrepancies between systems, and the treatment of dividends, corporate actions, and capital gains tax. The magnitude of these deviations may vary across reporting periods.

## Portfolio information

Top 10 investments	Share (%)	Country exposure	Share (%)	Sector exposure	Share (%)
RELX PLC	7.8	United States	45.9	Financials	43.9
Canadian Pacific Kansas City Ltd	7.1	Canada	18.1	Industrials	32.2
TMX Group Ltd	6.9	Netherlands	8.8	Consumer discretionary	11.0
Aegon Ltd	6.2	United Kingdom	7.8	Communication Services	4.5
MSCI Inc	4.9	Germany	4.5	Health care	4.1
Visa Inc	4.6	Italy	3.8	Consumer Staples	2.0
Alphabet Inc	4.5	Denmark	3.2	Materials	0.8
Moody's Corp	4.5	France	2.1	Total share	98.4 %
Muenchener Rueckversicherungs-Gesellschaft AG in Muenchen	4.5	Norway	2.0		
Mastercard Inc	4.4	Spain	1.4		
Total share	55.4 %	Total share	97.5 %		

## Sustainability

### SKAGEN's approach to sustainability

Our ESG approach is built on four pillars. In keeping with SKAGEN's active investment philosophy, our sustainability activities centre on active engagement with our holding companies, which is where we believe we can have the greatest impact. We recognise, however, that the full potential of a sustainable investment strategy is best realised when combining the following four pillars.

- ✓ Exclusion
- ✓ Enhanced due diligence
- ✓ ESG factsheet
- ✓ Active ownership

### Article 8

Sustainable Finance Disclosure Regulation (SFDR)

The product promotes environmental and social characteristics by directing its capital towards companies and issuers that meet defined ESG (environmental, social and governance) criteria. This is achieved through compliance with international norms and conventions, by taking into account negative impacts on sustainable development (PAI) and through product- or activity-based exclusions. See the prospectus for more information on the products sustainability characteristics.

## Important information

This is a marketing communication, and this document is intended for professional investors only. Please refer to the prospectus before making any final investment decisions.

Historical returns are no guarantee for future returns. Future returns will depend, inter alia, on market developments, the fund manager's skills, the fund's risk profile and subscription and management fees. The return may become negative as a result of negative price developments. Statements reflect the portfolio managers' viewpoint at a given time, and this viewpoint may be changed without notice.

Future fund performance is subject to taxation which depends on the personal situation of each investor, and which may change in the future. The tax treatment of the gains and losses made by the investor and distributions received by the investor depends on the individual circumstances of each investor and may be subject to change in the future. Before any investment is made in the Sub-fund, investors are urged to consult with their tax advisor

for a complete understanding of the tax regime, which is applicable to their individual case.

Storebrand SICAV, (RCS Registration Number: B 234106) is an investment company with variable capital (société d'investissement à capital variable) incorporated under the form of a société anonyme in the Grand Duchy of Luxembourg. It qualifies as a UCITS and falls under the supervision of the Luxembourg financial supervisory authority, Commission de Surveillance du Secteur Financier (the "CSSF"). Storebrand SICAV has appointed Fund Rock Management Company S.A. to act as its designated management company and further FundRock has appointed Storebrand Asset Management AS as its Investment Manager and Global Distributor.

No offer to purchase shares can be made or accepted prior to receipt by the offeree of the Sub-fund's prospectus and PRIIPS KID (for UK: KIID) and the completion of all appropriate documentation. You can download more information including subscription/redemption forms, full prospectus, PRIIPs KID (for UK: KIID), Annual Reports and Half Year Reports in English language from our webpages [www.skagenfunds.com](http://www.skagenfunds.com)

Investors' rights to complain are made available to investors pursuant to our complaints handling policy and procedure. The summary of investor rights in English is available here: [www.skagenfunds.com/contact/investor-rights/](http://www.skagenfunds.com/contact/investor-rights/)

Further information about sustainability-related aspects of the Sub-fund, including the sustainability disclosures summary in English, can be found here: [www.skagenfunds.com/sustainability/sustainable-investing/sustainability-related-disclosures/](http://www.skagenfunds.com/sustainability/sustainable-investing/sustainability-related-disclosures/)

The decision to invest in the Sub-fund should take into account all the characteristics or objectives of the Sub-fund as described in its prospectus [www.skagenfunds.lu/globalassets/pdfs/prospectus/kiids-priips/prospectus-sicav.pdf](http://www.skagenfunds.lu/globalassets/pdfs/prospectus/kiids-priips/prospectus-sicav.pdf)

#### **Important information for UK Investors**

The Storebrand SICAV has appointed Storebrand Asset Management UK Ltd. ('SAM UK Ltd') in the UK to act as Facility Agent in the UK. SAM UK Ltd's London Office is located at 74 Coleman Street, London EC2R 5BN, United Kingdom. SAM UK Ltd is an Appointed Representative of Robert Quinn Advisory LLP, a regulatory hosting platform authorised and supervised by the Financial Conduct Authority. SAM UK Ltd. is incorporated in England (company registration number: 14734422).

Investors' rights to complain are made available to investors pursuant to our complaints handling policy and procedure. The summary of investor rights in English is available here: [www.skagenfunds.com/contact/investor-rights/](http://www.skagenfunds.com/contact/investor-rights/)

Further information about sustainability-related aspects of the Sub-fund, including the sustainability disclosure disclosures summary in English, can be found here: [www.skagenfunds.com/sustainability/sustainable-investing/sustainability-related-disclosures/](http://www.skagenfunds.com/sustainability/sustainable-investing/sustainability-related-disclosures/)

#### **Important information for German Investors**

The information about Facilities Services for German investors in German language can be found here: [www.skagenfunds.de/how-to-invest/facilities-services-for-investors/](http://www.skagenfunds.de/how-to-invest/facilities-services-for-investors/)

Investors' rights to complain are made available to investors pursuant to our complaints handling policy and procedure. The summary of investor rights in German language is available here: [www.skagenfunds.de/contact/anlegerrechte/](http://www.skagenfunds.de/contact/anlegerrechte/)

Further information about sustainability-related aspects of the Sub-fund, including the sustainability disclosure summary in German language, can be found here: [www.skagenfunds.de/sustainability/sustainable-investing/zusammenfassung-der-nachhaltigkeitsbezogenen-offenlegung/](http://www.skagenfunds.de/sustainability/sustainable-investing/zusammenfassung-der-nachhaltigkeitsbezogenen-offenlegung/)

#### **Important information for Belgian Investors**

The information about Facilities Services for Belgian investors in French language can be found here: [www.skagenfunds.fr/comment-investir/services-aux-investisseurs](http://www.skagenfunds.fr/comment-investir/services-aux-investisseurs)

Investors' rights to complain are made available to investors pursuant to our complaints handling policy and procedure. The summary of investor rights in French language is available here: [www.skagenfunds.fr/contacts/droits-des-investisseurs/](http://www.skagenfunds.fr/contacts/droits-des-investisseurs/)

Further information about sustainability-related aspects of the Sub-fund, including the sustainability disclosure summary in French language, can be found here: [www.skagenfunds.fr/sustainability/des-investissements-responsables/resume-des-informations-relatives-au-developpement-durable/](http://www.skagenfunds.fr/sustainability/des-investissements-responsables/resume-des-informations-relatives-au-developpement-durable/)

#### **Important information for French Investors**

The information about Facilities Services for French investors in French language can be found here: [www.skagenfunds.fr/comment-investir/services-aux-investisseurs](http://www.skagenfunds.fr/comment-investir/services-aux-investisseurs)

Investors' rights to complain are made available to investors pursuant to our complaints handling policy and procedure. The summary of investor rights in French language is available here: [www.skagenfunds.fr/contacts/droits-des-investisseurs/](http://www.skagenfunds.fr/contacts/droits-des-investisseurs/)

Further information about sustainability-related aspects of the Sub-fund, including the sustainability disclosure summary in French language, can be found here: [www.skagenfunds.fr/sustainability/des-investissements-responsables/resume-des-informations-relatives-au-developpement-durable/](http://www.skagenfunds.fr/sustainability/des-investissements-responsables/resume-des-informations-relatives-au-developpement-durable/)

#### **Important information for Dutch Investors**

The information about Facilities Services for Dutch investors in Dutch language can be found here: [www.skagenfunds.nl/how-to-invest/facilities-services-for-investors](http://www.skagenfunds.nl/how-to-invest/facilities-services-for-investors)

Investors' rights to complain are made available to investors pursuant to our complaints handling policy and procedure. The summary of investor rights in Dutch language is available here: [www.skagenfunds.nl/contact/investor-rights/](http://www.skagenfunds.nl/contact/investor-rights/)

Further information about sustainability-related aspects of the Sub-fund, including the sustainability disclosure summary in Dutch language, can be found here: [www.skagenfunds.nl/sustainability/sustainable-investing/sustainability-related-disclosures/](http://www.skagenfunds.nl/sustainability/sustainable-investing/sustainability-related-disclosures/)