



Fund facts

ISIN: LU1932684985

Launch date, share class: 27/08/2019

Launch date, fund: 27/08/2019

Domicile: LU

NAV: 175.13 EUR

AUM: 117 MEUR

Benchmark index: MSCI Emerging Markets Index

Minimum purchase: 0 EUR

Number of holdings: 54



Espen Klette
Managed fund since
01 July 2022



Fredrik Bjelland
Managed fund since
27 August 2019

Investment strategy

SKAGEN Kon-Tiki Lux is a value-based emerging markets equity fund that seeks to generate long-term capital growth by investing in a high conviction portfolio of companies which are listed in, or have significant exposure to, developing markets. The fund is actively managed and applies a contrarian and price-driven investment process to create a portfolio that is typically biased towards small- and mid-cap companies, and trades at a material discount to its benchmark based on traditional valuation metrics as well as to intrinsic value.

Cost information

For explanation of the overall impact of costs on the investment and expected returns please refer to the Key Information Document.

Ongoing cost: 2,25 % (Of which management fee is: 2,00 %)

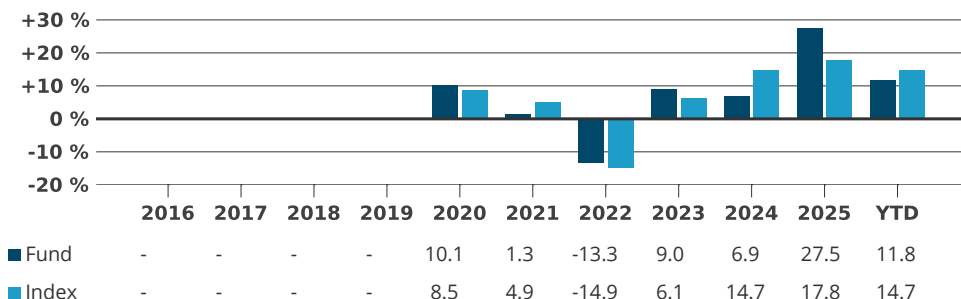
Storebrand SICAV - SKAGEN Kon-Tiki Lux A EUR Acc

Monthly report for April as of 30/04/2026. All data in EUR unless otherwise stated.

This is a marketing communication. Please refer to the prospectus before making any final investment decisions.

Historical returns are no guarantee for future returns. Future returns will depend, inter alia, on market developments, the fund manager's skills, the fund's risk profile and subscription and management fees. The return may become negative as a result of negative price developments. The fund's Key Investor Information Document and prospectus are available on www.skagenfunds.com

Historical return in EUR (net of fees)



Period	Fund (%)	Index (%)
Last month	9.33	12.67
Year to date	11.81	14.66
Last 12 months	44.19	42.14
Last 3 years	16.99	18.24
Last 5 years	5.88	6.60
Last 10 years	-	-
Since inception	9.00	9.49

Returns over 12 months are annualised.

Key figures	1 year	3 years	5 years
Standard deviation	19.74	14.85	16.25
Standard deviation index	20.80	15.06	15.15
Tracking error	5.03	5.46	6.88
Information ratio	0.41	-0.23	-0.10

Risk profile (SRI)

We have classified this product as **4 out of 7**, which is a medium risk class.

The summary risk indicator is a guide to the level of risk of this product compared to other products. It shows how likely it is that the product will lose money because of movements in the markets. A medium risk class rates the potential losses from future performance at a medium level. Other risks materially relevant to the PRIIP not included in the summary risk indicator: Event risk, liquidity risk, operational risk, counterparty risk, derivatives risk and currency risk. If the fund invests in securities in a currency other than the fund's base currency, the value is affected by changes in the exchange rate. In addition, the value of your payout may be affected if your local currency is different from the fund's currency. This product does not include any protection from future market performance so you could lose some or all of your investment.

Portfolio manager commentary, April 2026

Global equity markets rebounded strongly in April despite continued uncertainty in the Middle East. The combination of a US-Iranian ceasefire and strong corporate earnings saw investor optimism return, especially in the AI-led technology sector. Emerging Markets equities benefitted from this risk-on backdrop and outperformed Developed Markets by a wide margin. SKAGEN Kon-Tiki performed well in absolute terms but fell short of its benchmark, in large part due to the regulatory cap on its investment in TSMC, which continued to perform strongly.

Samsung Electronics was yet again the largest contributor during the month on the back of extremely strong Q1 results that saw revenues and operating profits increase by 68% and 755% respectively from the same period last year. The increase was driven by continued strong momentum in the semiconductor division, which benefits from strong pricing for memory on the back of AI-related



demand. TSMC is also a key beneficiary of the AI investment cycle and reported strong Q1 results with revenues and operating profits increasing by 35% and 62% respectively. Higher utilisation meant that management gave market-beating second quarter margin guidance and even raised its full year revenue growth guidance to 'above 30% in US dollars'. Korean financial institution Hana Financial also contributed positively on the back of strong Q1 results and expectations for continued shareholder returns. On the negative side, the Brazilian market underperformed during April and both pulp producer Suzano and cash & carry retailer Assai posted negative returns due to weak quarterly results. Hong Kong listed shoe manufacturer Yue Yuen also posted weak results as rising wage costs and weaker factory utilisation weighed on margins as tariff headwinds emerged.

During the month, we invested in Tencent Music, an online music entertainment platform in China. The company has more than 500 million monthly users of its platform services, 127 million of which are paying subscribers. We see the continued rise of subscribers, exclusive content and value-added online services as providing long-term monetisation potential. With the shares recently having sold off on fears of the impact of AI on online music streaming, we see a compelling risk/reward proposition with the shares trading on just 9x next year's earnings and with a highly overcapitalised balance sheet, including sizeable stakes in Spotify and Universal Music Group.

We sold out of our holding in Turkish hard discount retailer Sok Marketler due to its tobacco exposure exceeding our ESG criteria. We also reduced our positions in TSMC and Samsung Electronics following strong performance and to stay within UCITS requirements. Recent strong performance from oil & gas company Petrobras, Chinese pork producer WH Group and LG Electronics also led us to trim our exposure and recycle the funds towards Naspers and Prosus that give us indirect exposure to Tencent and other-internet related investments at a discount.

At month-end, the portfolio traded at less than 9x earnings and 1.2x book value, compared with over 12x earnings and 2.4x book value for the MSCI Emerging Markets index. As a result, the portfolio retains its attractive absolute and relative value characteristics despite the market re-rating. In an environment where index returns remain concentrated and increasingly sentiment-driven, we believe disciplined, price-driven rebalancing and bottom-up stock selection remain the most reliable path to sustained outperformance, especially during periods of heightened geopolitical volatility.

Contribution last month

 Largest contributors	Weight (%)	Contribution (%)	 Largest detractors	Weight (%)	Contribution (%)
Samsung Electronics Co Ltd	8.28	2.92	Suzano SA	2.85	-0.41
Taiwan Semiconductor Manufacturing Co Ltd	9.03	1.78	WH Group Ltd	1.65	-0.13
Hana Financial Group Inc	4.77	0.97	Sendas Distribuidora S/A	3.46	-0.13
Hon Hai Precision Industry Co Ltd	3.91	0.60	Yue Yuen Industrial Holdings Ltd	2.12	-0.12
LG Electronics Inc	2.05	0.55	Bank of the Philippine Islands	0.84	-0.11

Absolute contribution to fund's return in EUR Please note that reported contribution figures may be subject to deviations. Such differences can result from factors including currency rounding, timing of accounting entries, classification discrepancies between systems, and the treatment of dividends, corporate actions, and capital gains tax. The magnitude of these deviations may vary across reporting periods.

Portfolio information

Top 10 investments	Share (%)	Country exposure	Share (%)	Sector exposure	Share (%)
Taiwan Semiconductor Manufacturing Co Ltd	8.7	China	22.6	Financials	28.9
Samsung Electronics Co Ltd	8.4	South Korea	20.8	Consumer discretionary	27.1
Ping An Insurance Group Co of China Ltd	8.0	Taiwan	12.8	Information technology	21.2
JD.com Inc	5.0	Brazil	11.4	Consumer Staples	6.8
Hana Financial Group Inc	5.0	India	5.8	Materials	5.5
Hon Hai Precision Industry Co Ltd	4.1	Poland	5.1	Industrials	2.6
Sendas Distribuidora S/A	3.2	Mexico	3.6	Energy	1.6
Alibaba Group Holding Ltd	3.1	Hong Kong SAR China	3.3	Health care	1.3
Naspers Ltd	2.9	South Africa	2.9	Communication Services	0.7
Allegro.eu SA	2.7	Philippines	2.0		
Total share	51.2 %	Total share	90.4 %	Total share	95.7 %

Sustainability

SKAGEN's approach to sustainability

Our ESG approach is built on four pillars. In keeping with SKAGEN's active investment philosophy, our sustainability activities centre on active engagement with our holding companies, which is where we believe we can have the greatest impact. We recognise, however, that the full potential of a sustainable investment strategy is best realised when combining the following four pillars.

- ✓ Exclusion
- ✓ Enhanced due diligence
- ✓ ESG factsheet
- ✓ Active ownership

Article 8

Sustainable Finance Disclosure Regulation (SFDR)

The product promotes environmental and social characteristics by directing its capital towards companies and issuers that meet defined ESG (environmental, social and governance) criteria. This is achieved through compliance with international norms and conventions, by taking into account negative impacts on sustainable development (PAI) and through product- or activity-based exclusions. See the prospectus for more information on the products sustainability characteristics.

Important information

This is a marketing communication, and this document is intended for professional investors only. Please refer to the prospectus before making any final investment decisions.

Historical returns are no guarantee for future returns. Future returns will depend, inter alia, on market developments, the fund manager's skills, the fund's risk profile and subscription and management fees. The return may become negative as a result of negative price developments. Statements reflect the portfolio managers' viewpoint at a given time, and this viewpoint may be changed without notice.

Future fund performance is subject to taxation which depends on the personal situation of each investor, and which may change in the future. The tax treatment of the gains and losses made by the investor and distributions received by the investor depends on the individual circumstances of each

investor and may be subject to change in the future. Before any investment is made in the Sub-fund, investors are urged to consult with their tax advisor for a complete understanding of the tax regime, which is applicable to their individual case.

Storebrand SICAV, (RCS Registration Number: B 234106) is an investment company with variable capital (société d'investissement à capital variable) incorporated under the form of a société anonyme in the Grand Duchy of Luxembourg. It qualifies as a UCITS and falls under the supervision of the Luxembourg financial supervisory authority, Commission de Surveillance du Secteur Financier (the "CSSF"). Storebrand SICAV has appointed Fund Rock Management Company S.A. to act as its designated management company and further FundRock has appointed Storebrand Asset Management AS as its Investment Manager and Global Distributor.

No offer to purchase shares can be made or accepted prior to receipt by the offeree of the Sub-fund's prospectus and PRIIPS KID (for UK: KIID) and the completion of all appropriate documentation. You can download more information including subscription/redemption forms, full prospectus, PRIIPs KID (for UK: KIID), Annual Reports and Half Year Reports in English language from our webpages www.skagenfunds.com

Investors' rights to complain are made available to investors pursuant to our complaints handling policy and procedure. The summary of investor rights in English is available here: www.skagenfunds.com/contact/investor-rights/

Further information about sustainability-related aspects of the Sub-fund, including the sustainability disclosures summary in English, can be found here: www.skagenfunds.com/sustainability/sustainable-investing/sustainability-related-disclosures/

The decision to invest in the Sub-fund should take into account all the characteristics or objectives of the Sub-fund as described in its prospectus www.skagenfunds.lu/globalassets/pdfs/prospectus/kiids-priips/prospectus-sicav.pdf

Important information for UK Investors

The Storebrand SICAV has appointed Storebrand Asset Management UK Ltd. ('SAM UK Ltd') in the UK to act as Facility Agent in the UK. SAM UK Ltd's London Office is located at 74 Coleman Street, London EC2R 5BN, United Kingdom. SAM UK Ltd is an Appointed Representative of Robert Quinn Advisory LLP, a regulatory hosting platform authorised and supervised by the Financial Conduct Authority. SAM UK Ltd. is incorporated in England (company registration number: 14734422).

Investors' rights to complain are made available to investors pursuant to our complaints handling policy and procedure. The summary of investor rights in English is available here: www.skagenfunds.com/contact/investor-rights/

Further information about sustainability-related aspects of the Sub-fund, including the sustainability disclosure disclosures summary in English, can be found here: www.skagenfunds.com/sustainability/sustainable-investing/sustainability-related-disclosures/

Important information for German Investors

The information about Facilities Services for German investors in German language can be found here: www.skagenfunds.de/how-to-invest/facilities-services-for-investors/

Investors' rights to complain are made available to investors pursuant to our complaints handling policy and procedure. The summary of investor rights in German language is available here: www.skagenfunds.de/contact/anlegerrechte/

Further information about sustainability-related aspects of the Sub-fund, including the sustainability disclosure summary in German language, can be found here: www.skagenfunds.de/sustainability/sustainable-investing/zusammenfassung-der-nachhaltigkeitsbezogenen-offenlegung/

Important information for Belgian Investors

The information about Facilities Services for Belgian investors in French language can be found here: www.skagenfunds.fr/comment-investir/services-aux-investisseurs

Investors' rights to complain are made available to investors pursuant to our complaints handling policy and procedure. The summary of investor rights in French language is available here: www.skagenfunds.fr/contacts/droits-des-investisseurs/

Further information about sustainability-related aspects of the Sub-fund, including the sustainability disclosure summary in French language, can be found here: www.skagenfunds.fr/sustainability/des-investissements-responsables/resume-des-informations-relatives-au-developpement-durable/

Important information for French Investors

The information about Facilities Services for French investors in French language can be found here: www.skagenfunds.fr/comment-investir/services-aux-investisseurs

Investors' rights to complain are made available to investors pursuant to our complaints handling policy and procedure. The summary of investor rights in French language is available here: www.skagenfunds.fr/contacts/droits-des-investisseurs/

Further information about sustainability-related aspects of the Sub-fund, including the sustainability disclosure summary in French language, can be found here: www.skagenfunds.fr/sustainability/des-investissements-responsables/resume-des-informations-relatives-au-developpement-durable/

Important information for Dutch Investors

The information about Facilities Services for Dutch investors in Dutch language can be found here: www.skagenfunds.nl/how-to-invest/facilities-services-for-investors

Investors' rights to complain are made available to investors pursuant to our complaints handling policy and procedure. The summary of investor rights in Dutch language is available here: www.skagenfunds.nl/contact/investor-rights/

Further information about sustainability-related aspects of the Sub-fund, including the sustainability disclosure summary in Dutch language, can be found here: www.skagenfunds.nl/sustainability/sustainable-investing/sustainability-related-disclosures/